

**SUMMARY OF APPROPRIATIONS, ALLOTMENTS, OBLIGATIONS, DISBURSEMENTS AND BALANCES BY OBJECT OF EXPENDITURES
As of the Quarter Ending September 30, 2014**

Department : DEPARTMENT OF SCIENCE AND TECHNOLOGY
 Agency : PHIL. COUNCIL FOR INDUSTRY, ENERGY & EMERGING TECHNOLOGY RESEARCH & DEV'T.
 Operating Unit : _____
 Organization Code (UACS) : 19 013 0000000
 Funding Source Code (as clustered) : _____ 101
 (e.g. Old Fund Code: 101,102, 151)

Particulars	UACS CODE	Appropriations			Allotments				
		Authorized Appropriation	Adjustments (Transfer To)/From, Realignment)	Adjusted Appropriations	Allotments Received	Adjustments (Withdrawal, Realignment)	Transfer To	Transfer From	Adjusted Total Allotments
1	2	3	4	5=(3+4)	6	7	8	9	10=[(6+(-)7)-8+9]
SUMMARY									
A. AGENCY SPECIFIC BUDGET									
PERSONAL SERVICES (PS)	501000000								
Salaries and Wages - Regular	5010101001	25,106,000.00		25,106,000.00	25,106,000.00				25,106,000.00
TOTAL SALARIES/WAGES		25,106,000.00		25,106,000.00	25,106,000.00				25,106,000.00
OTHER COMPENSATION	5010200000	5,875,000.00		5,875,000.00	5,875,000.00				5,875,000.00
Personel Economic Relief Allowance(PERA)	5010201001	1,584,000.00		1,584,000.00	1,584,000.00				1,584,000.00
Representation Allowance(RA)	5010202000	522,000.00		522,000.00	522,000.00				522,000.00
Transportation Allowance(TA)	5010203000	522,000.00		522,000.00	522,000.00				522,000.00
Uniform/Clothing Allowance	5010204001	330,000.00		330,000.00	330,000.00				330,000.00
Productivity Incentive Allowance	5010208001	132,000.00		132,000.00	132,000.00				132,000.00
Year End Bonus	5010214001	2,092,000.00		2,092,000.00	2,092,000.00				2,092,000.00
Cash Gift	5010215001	330,000.00		330,000.00	330,000.00				330,000.00
Honoraria/Per Diem		300,000.00		300,000.00	300,000.00				300,000.00
Other Personnel Benefits (Other Bonuses-C N AI)		63,000.00		63,000.00	63,000.00				63,000.00
PERSONNEL BENEFIT CONTRIBUTIONS	5010300000	384,000.00		384,000.00	384,000.00				384,000.00
Pag-IBIG Contributions	5010302001	79,000.00		79,000.00	79,000.00				79,000.00
PhilHealth Contributions	5010303001	226,000.00		226,000.00	226,000.00				226,000.00
Employees Comp. Insurance Premium	5010304001	79,000.00		79,000.00	79,000.00				79,000.00
OTHER PERSONNEL BENEFITS	5010400000	-		-	-				-
Retirement Gratuity	5010402001	-		-	-				-
Terminal Leave Benefits	5010403001	-		-	-				-
Total Other Compensation		6,259,000.00		6,259,000.00	6,259,000.00				6,259,000.00
MAGNA CARTA BENEFITS RA 8439		3,010,000.00		3,010,000.00	3,010,000.00				3,010,000.00
Subsistence Allowance	5010205002	2,774,000.00		2,774,000.00	2,774,000.00				2,774,000.00
Laundry Allowance	5010206003	236,000.00		236,000.00	236,000.00				236,000.00
Hazzard Pay	5010211004	-		-	-				-
Longevity Pay	5010212003	-		-	-				-
TOTAL PERSONAL SERVICES		34,375,000.00		34,375,000.00	34,375,000.00	-	-	-	34,375,000.00

**SUMMARY OF APPROPRIATIONS, ALLOTMENTS, OBLIGATIONS, DISBURSEMENTS AND BALANCES BY OBJECT OF EXPENDITURES
As of the Quarter Ending September 30, 2014**

Department : DEPARTMENT OF SCIENCE AND TECHNOLOGY
 Agency : PHIL. COUNCIL FOR INDUSTRY, ENERGY & EMERGING TECHNOLOGY RESEARCH & DEV'T.
 Operating Unit : _____
 Organization Code (UACS) : 19 013 0000000
 Funding Source Code (as clustered) : _____ 101
 (e.g. Old Fund Code: 101,102, 151)

Particulars	UACS CODE	Appropriations			Allotments				
		Authorized Appropriation	Adjustments (To)/From, Realignment)	Adjusted Appropriations	Allotments Received	Adjustment s (Withdrawal, Realignment t)	Transfer To	Transfer From	Adjusted Total Allotments
1	2	3	4	5={3+4}	6	7	8	9	10={6+ (-7) -8+9}
MAINTENANCE AND OTHER OPERATION EXPENSES (MOE)	5020000000								
TRAVELING EXPENSES	5020100000	1,278,000.00		1,278,000.00	1,278,000.00				1,278,000.00
Traveling - local	5020101000	778,000.00		778,000.00	778,000.00				778,000.00
Traveling - Foreign	5020102000	500,000.00		500,000.00	500,000.00				500,000.00
TRAINING & SCHOLARSHIP EXPENSES	5020200000	400,000.00		400,000.00	400,000.00				400,000.00
Training Expenses	5020201000	400,000.00		400,000.00	400,000.00				400,000.00
ICT Related Training Expenses		-		-	-				-
Scholarship Grants/Expenses	5020202000								
SUPPLIES & MATERIALS EXPENSES	5020300000	1,700,000.00		1,700,000.00	1,700,000.00				1,700,000.00
Office Supplies Expenses	5020301000	830,000.00		830,000.00	830,000.00				830,000.00
Accountable Forms Expenses	5020302000	20,000.00		20,000.00	20,000.00				20,000.00
ICT Supplies		-		-	-				-
Fuel, Oil and Lubricants Expenses	5020310000	850,000.00		850,000.00	850,000.00				850,000.00
Other Supplies & Materials Expense	5020399000								
UTILITY EXPENSES	5020400000	3,700,000.00		3,700,000.00	3,700,000.00				3,700,000.00
Water Expenses	5020401000	200,000.00		200,000.00	200,000.00				200,000.00
Electricity Expenses	5020402000	3,500,000.00		3,500,000.00	3,500,000.00				3,500,000.00
COMMUNICATION EXPENSES	5020500000	865,000.00		865,000.00	865,000.00				865,000.00
Postage and Courier Expenses	5020501000	120,000.00		120,000.00	120,000.00				120,000.00
Telephone - Mobile	5020502001	195,000.00		195,000.00	195,000.00				195,000.00
Telephone - Land Line	5020502002	150,000.00		150,000.00	150,000.00				150,000.00
Internet Subscription Expenses	5020503000	400,000.00		400,000.00	400,000.00				400,000.00
AWARDS/REWARDS & PRIZE	5020600000								
Award/Rewards Expenses	5020601000								

**SUMMARY OF APPROPRIATIONS, ALLOTMENTS, OBLIGATIONS, DISBURSEMENTS AND BALANCES BY OBJECT OF EXPENDITURES
As of the Quarter Ending September 30, 2014**

Department : DEPARTMENT OF SCIENCE AND TECHNOLOGY
 Agency : PHIL. COUNCIL FOR INDUSTRY, ENERGY & EMERGING TECHNOLOGY RESEARCH & DEV'T.
 Operating Unit : _____
 Organization Code (UACS) : 19 013 000000
 Funding Source Code (as clustered) : _____ 101
 (e.g. Old Fund Code: 101,102, 151)

Particulars	UACS CODE	Appropriations			Allotments				
		Authorized Appropriation	Adjustments (Transfer (To)/From, Realignment)	Adjusted Appropriations	Allotments Received	Adjustments (Withdrawal, Realignment)	Transfer To	Transfer From	Adjusted Total Allotments
1	2	3	4	5=(3+4)	6	7	8	9	10={{6+(-)7}-8+9}
CONFIDENTIAL, INTELLIGENCE & EXTRA-ORDINARY EXPENSES	5021000000	300,000.00		300,000.00	300,000.00				300,000.00
Extraordinary Expenses	5021003000	300,000.00		300,000.00	300,000.00				300,000.00
Miscellaneous Expenses	5021003000								
PROFESSIONAL SERVICES	5021100000	1,330,000.00		1,330,000.00	1,330,000.00				1,330,000.00
Auditing Services	5021102000	20,000.00		20,000.00	20,000.00				20,000.00
Consultancy Services	5021103000	-		-	-				-
Other Professional Services	5021199000	1,310,000.00		1,310,000.00	1,310,000.00				1,310,000.00
ICT Professional Services		-		-	-				-
GENERAL SERVICES	5021200000	1,780,000.00		1,780,000.00	1,780,000.00				1,780,000.00
Janitorial Services	5021202000	1,180,000.00		1,180,000.00	1,180,000.00				1,180,000.00
Security Services	5021203000	600,000.00		600,000.00	600,000.00				600,000.00
Other General Services	5021299000								
REPAIRS AND MAINTENANCE	5021300000	1,250,000.00		1,250,000.00	1,250,000.00				1,250,000.00
Building & Other Structures	5021304000	500,000.00		500,000.00	500,000.00				500,000.00
Transportation Equipment	5021306000	450,000.00		450,000.00	450,000.00				450,000.00
Furnitures & Fixtures	5021307000	220,000.00		220,000.00	220,000.00				220,000.00
Other Property, Plant and Equipment	5021399000	80,000.00		80,000.00	80,000.00				80,000.00
FINANCIAL ASSISTANCE/SUBSIDY	5021400000	483,422,000.00		483,422,000.00	483,422,000.00				483,422,000.00
Financial Assistance to NGAs	5021402000	478,422,000.00		478,422,000.00	478,422,000.00				478,422,000.00
Financial Assistance to LGUs	5021402000								
Financial Assistance to NGOs/Pos	5021405000	-		-	-				-
Subsidies - Others	5021499000	5,000,000.00		5,000,000.00	5,000,000.00				5,000,000.00

**SUMMARY OF APPROPRIATIONS, ALLOTMENTS, OBLIGATIONS, DISBURSEMENTS AND BALANCES BY OBJECT OF EXPENDITURES
As of the Quarter Ending September 30, 2014**





Department : DEPARTMENT OF SCIENCE AND TECHNOLOGY
 Agency : PHIL. COUNCIL FOR INDUSTRY, ENERGY & EMERGING TECHNOLOGY RESEARCH & DEV'T.
 Operating Unit : _____
 Organization Code (UACS) : 19 013 000000
 Funding Source Code (as clustered) : _____ 101
 (e.g. Old Fund Code: 101,102, 151)

Particulars	UACS CODE	Appropriations			Allotments				
		Authorized Appropriation	Adjustments (Transfer (To)/From, Realignment)	Adjusted Appropriations	Allotments Received	Adjustment s (Withdrawal, Realignment)	Transfer To	Transfer From	Adjusted Total Allotments
1	2	3	4	5=(3+4)	6	7	8	9	10=[(6+ (-)7) -8+9]
TAXES, INSURANCE PREMIUMS & OTHER FEES	5021500000	300,000.00		300,000.00	300,000.00				300,000.00
Taxes, Duties & Licenses	5021501000	50,000.00		50,000.00	50,000.00				50,000.00
Fidelity Bond Premiums	5021502000	100,000.00		100,000.00	100,000.00				100,000.00
Insurance Expenses	5021503000	150,000.00		150,000.00	150,000.00				150,000.00
OTHER MAINT. & OPERATING EXPENSES	5029900000	1,270,000.00		1,270,000.00	1,270,000.00				1,270,000.00
Advertising Expenses	5029901000	50,000.00		50,000.00	50,000.00				50,000.00
Printing and Publication Expenses	5029902000	400,000.00		400,000.00	400,000.00				400,000.00
Representation Expenses	5029903000	650,000.00		650,000.00	650,000.00				650,000.00
Rents/Lease Expense	5029905000								
Rents - Building & Structure	5029905001								
Rents - Equipment	5029905005	120,000.00		120,000.00	120,000.00				120,000.00
Subscription Expenses	5029907000	50,000.00		50,000.00	50,000.00				50,000.00
TOTAL MOOE		497,595,000.00		497,595,000.00	497,595,000.00	-	-	-	497,595,000.00
CAPITAL OUTLAY	5060000000	1,700,000.00		1,700,000.00	1,700,000.00				1,700,000.00
Building & Other Structures	5060404000								
Buildings	5060404001								
Office Equipment	5060405002								
Information & Communication Technology	5060405003	500,000.00		500,000.00	500,000.00				500,000.00
Transportation Equipment - Motor Vehicle	5060406001	1,200,000.00		1,200,000.00	1,200,000.00				1,200,000.00
Furniture & Fixtures	5060407001								
TOTAL CAPITAL OUTLAY	50604050 00	1,700,000.00		1,700,000.00	1,700,000.00				1,700,000.00
TOTAL NEW APPROPRIATIONS	50604050 01	533,670,000.00		533,670,000.00	533,670,000.00	-	-	-	533,670,000.00

**SUMMARY OF APPROPRIATIONS, ALLOTMENTS, OBLIGATIONS, DISBURSEMENTS AND BALANCES BY OBJECT OF EXPENDITURES
As of the Quarter Ending September 30, 2014**

Department : DEPARTMENT OF SCIENCE AND TECHNOLOGY
 Agency : PHIL. COUNCIL FOR INDUSTRY, ENERGY & EMERGING TECHNOLOGY RESEARCH & DEV'T.
 Operating Unit : _____
 Organization Code (UACS) : 19 013 0000000
 Funding Source Code (as clustered) : _____ 101
 (e.g. Old Fund Code: 101,102, 151)

Particulars	UACS CODE	Appropriations			Allotments				
		Authorized Appropriation	Adjustments (Transfer To)/From, Realignment)	Adjusted Appropriations	Allotments Received	Adjustments (Withdrawals, Realignment)	Transfer To	Transfer From	Adjusted Total Allotments
1	2	3	4	5=(3+4)	6	7	8	9	10=[{6+(-)7}-8+9]
B. AUTOMATIC APPROPRIATIONS		3,012,000.00		3,012,000.00	3,012,000.00				3,012,000.00
Retirement and Life Insurance Premium		3,012,000.00		3,012,000.00	3,012,000.00				3,012,000.00
Specify allotment class/object of expenditures									
Customs Duties and Taxes									
Specify allotment class/object of expenditures									
C. SPECIAL PURPOSE FUNDS		6,818,647.00			6,818,647.00	-	-	-	6,818,647.00
Miscellaneous Personnel Benefits Fund		6,613,388.00			6,613,388.00	-	-	-	6,613,388.00
MC Benefits	50100000 00	6,613,388.00			6,613,388.00				6,613,388.00
Hazard									
Longevity									
Pension and Gratuity Fund		205,259.00			205,259.00				205,259.00
Terminal Leave Benefits									
Monetization of VL/SL		205,259.00			205,259.00				205,259.00
GRAND TOTAL		543,500,647.00			543,500,647.00	-	-	-	543,500,647.00

<p>Certified Correct:</p>  ISIDRO V. QUERUBIN JR. Admin. Officer V Date: _____	<p>Certified Correct:</p>  MARISSA G. DALAY Chief Accountant Date: _____	<p>Recommending Approval:</p>  RAUL C. SABULARSE Deputy Executive Director Date: _____	<p>Approved:</p>  ROWENA CRISTINA L. GUEVARA, Ph.D. Executive Director Date: _____
--	--	--	--

SUMMARY OF APPROPRIATIONS, ALLOTMENTS, OBLIGATIONS, DISBURSEMENTS AND BALANCES BY OBJECT OF EXPENDITURES
As of the Quarter Ending September 30, 2014

Department : DEPARTMENT OF SCIENCE AND TECHNOLOGY
 Agency : PHIL. COUNCIL FOR INDUSTRY, ENERGY & EMERGING TECHNOLOGY RESEARCH & DEVT.
 Operating Unit : _____
 Organization Code (UACS) : 19 013 0000000
 Funding Source Code (as clustered) : _____ 101
 (e.g. Old Fund Code: 101,102, 151)

Current Year Appropriations
 Supplemental Appropriations
 Continuing Appropriations

Particulars	UACS CODE	Current Year Obligations					Current Year Disbursements					Balances			
		1st Quarter	2nd Quarter	3rd Quarter	4th Quarter	Total	1st Quarter	2nd Quarter	3rd Quarter	4th Quarter	Total	Unreleased Appropriations	Unobligated Allotment	Unpaid Obligations (15-20) = (23+24)	
		Ending March 31	Ending June 30	Ending Sept. 30	Ending Dec. 31		Ending March 31	Ending June 30	Ending Sept. 30	Ending Dec. 31				Due and Demandable	Not Yet Due and Demandable
1	2	11	12	13	14	15=(11+12+13+14)	16	17	18	19	20=(16+17+18+19)	21=(5-10)	22=(10-15)	23	24
SUMMARY															
A. AGENCY SPECIFIC BUDGET															
PERSONAL SERVICES (PS)	501000000														
Salaries and Wages - Regular	5010101001	6,252,731.56	6,542,179.08	6,454,799.55		19,249,710.19	6,252,731.56	6,542,179.08	6,437,870.05		19,232,780.69		5,856,289.81	16,929.50	
TOTAL SALARIES/WAGES		6,252,731.56	6,542,179.08	6,454,799.55		19,249,710.19	6,252,731.56	6,542,179.08	6,437,870.05		19,232,780.69		5,856,289.81	16,929.50	
OTHER COMPENSATION	5010200000														
Personel Economic Relief Allowance(PERA)	5010201001	382,000.00	399,000.00	396,000.00		1,177,000.00	382,000.00	399,000.00	396,000.00		1,177,000.00		407,000.00	-	
Representation Allowance(RA)	5010202000	180,000.00	191,250.00	165,000.00		536,250.00	180,000.00	191,250.00	165,000.00		536,250.00		(14,250.00)	-	
Transportation Allowance(TA)	5010203000	50,000.00	128,750.00	140,000.00		318,750.00	50,000.00	128,750.00	140,000.00		318,750.00		203,250.00	-	
Uniform/Clothing Allowance	5010204001	186,000.00	142,000.00			328,000.00	186,000.00	142,000.00			328,000.00		2,000.00	-	
Productivity Incentive Allowance	5010208001	118,000.00	-			118,000.00	118,000.00	-			118,000.00		14,000.00	-	
Year End Bonus	5010214001	-	1,056,116.00			1,056,116.00	-	1,056,116.00			1,056,116.00		1,035,884.00	-	
Cash Gift	5010215001	-	162,500.00			162,500.00	-	162,500.00			162,500.00		167,500.00	-	
Honoraria/Per Diem		58,100.00	41,500.00	166,000.00		265,600.00	58,100.00	41,500.00	166,000.00		265,600.00		34,400.00	-	
Other Personnel Benefits (Other Bonuses-C N AI)		69,089.73	-	69,667.46		138,757.19	69,089.73	-	69,667.46		138,757.19		(75,757.19)	-	
PERSONNEL BENEFIT CONTRIBUTIONS	5010300000														
Pag-IBIG Contributions	5010302001	19,100.00	13,700.00	20,162.50		52,962.50	19,100.00	13,700.00	20,162.50		52,962.50		26,037.50	-	
PhilHealth Contributions	5010303001	55,387.50	58,550.00	56,925.00		170,862.50	55,387.50	58,550.00	56,925.00		170,862.50		55,137.50	-	
Employees Comp. Insurance Premium	5010304001	21,000.00	30,163.08	19,700.00		70,863.08	21,000.00	30,163.08	19,700.00		70,863.08		8,136.92	-	
OTHER PERSONNEL BENEFITS	5010400000														
Retirement Gratuity	5010402001	-	-	-		-	-	-	-		-		-	-	
Terminal Leave Benefits	5010403001	-	-	-		-	-	-	-		-		-	-	
Total Other Compensation		1,138,677.23	2,223,529.08	1,033,454.96		4,395,661.27	1,138,677.23	2,223,529.08	1,033,454.96		4,395,661.27		1,863,338.73	-	
MAGNA CARTA BENEFITS RA 8439		1,550,347.66	(184,903.66)	671,000.00		2,036,444.00	1,550,347.66	(184,903.66)	671,000.00		2,036,444.00		973,556.00	-	
Subsistance Allowance	5010205002	487,406.00	725,317.00	605,000.00		1,817,723.00	487,406.00	725,317.00	605,000.00		1,817,723.00		956,277.00	-	
Laundry Allowance	5010206003	40,000.00	112,721.00	66,000.00		218,721.00	40,000.00	112,721.00	66,000.00		218,721.00		17,279.00	-	
Hazzard Pay	5010211004	-	-	-		-	-	-	-		-		-	-	
Longevity Pay	5010212003	1,022,941.66	(1,022,941.66)			-	1,022,941.66	(1,022,941.66)			-		-	-	
TOTAL PERSONAL SERVICES		8,941,756.45	8,580,804.50	8,159,254.51	-	25,681,815.46	8,941,756.45	8,580,804.50	8,142,325.01	-	25,664,885.96		8,693,184.54	16,929.50	-
MAINTENANCE AND OTHER OPERATION EXPENSES (MOO)	5020000000														
TRAVELING EXPENSES	5020100000														
Traveling - local	5020101000	445,782.35	530,769.68	114,348.70		1,090,900.73	445,782.35	530,769.68	119,734.82		1,089,380.73		187,099.27	1,520.00	
Traveling - Foreign	5020102000	248,771.21	454,196.04	51,236.95		754,204.20	248,771.21	447,289.92	56,623.07		752,684.20		23,795.80	1,520.00	
TRAINING & SCHOLARSHIP EXPENSES	5020200000														
Training Expenses	5020201000	131,782.00	123,486.00	68,100.00		323,368.00	131,782.00	123,486.00	68,100.00		323,368.00		76,632.00	-	
ICT Related Training Expenses		-	-	-		-	-	-	-		-		-	-	
Scholarship Grants/Expenses	5020202000	-	-	-		-	-	-	-		-		-	-	

**SUMMARY OF APPROPRIATIONS, ALLOTMENTS, OBLIGATIONS, DISBURSEMENTS AND BALANCES BY OBJECT OF EXPENDITURES
As of the Quarter Ending September 30, 2014**

Department : DEPARTMENT OF SCIENCE AND TECHNOLOGY
 Agency : PHIL. COUNCIL FOR INDUSTRY, ENERGY & EMERGING TECHNOLOGY RESEARCH & DEVT.
 Operating Unit : _____
 Organization Code (UACS) : 19 013 000000
 Funding Source Code (as clustered) : _____ 101
 (e.g. Old Fund Code: 101,102, 151)

Current Year Appropriations
 Supplemental Appropriations
 Continuing Appropriations

Particulars	UACS CODE	Current Year Obligations					Current Year Disbursements					Balances			
		1st Quarter	2nd Quarter	3rd Quarter	4th Quarter	Total	1st Quarter	2nd Quarter	3rd Quarter	4th Quarter	Total	Unreleased Appropriations	Unobligated Allotment	Unpaid Obligations (15-20) = (23+24)	
		Ending March 31	Ending June 30	Ending Sept. 30	Ending Dec. 31		Ending March 31	Ending June 30	Ending Sept. 30	Ending Dec. 31				Due and Demandable	Not Yet Due and Demandable
1	2	11	12	13	14	15=(11+12+13+14)	16	17	18	19	20=(16+17+18+19)	21=(5-10)	22=(10-15)	23	24
SUPPLIES & MATERIALS EXPENSES	5020300000	263,747.13	740,907.30	142,728.75		1,147,383.18	263,747.13	740,907.30	142,728.75		1,147,383.18		552,616.82		
Office Supplies Expenses	5020301000	172,523.25	211,808.04	79,210.31		463,541.60	172,523.25	211,808.04	79,210.31		463,541.60		366,458.40		
Accountable Forms Expenses	5020302000	-	-	-		-	-	-	-		-		20,000.00		
ICT Supplies		-	-	-		-	-	-	-		-		-		
Fuel, Oil and Lubricants Expenses	5020310000	91,223.88	265,352.13	63,518.44		420,094.45	91,223.88	265,352.13	63,518.44		420,094.45		429,905.55		
Other Supplies & Materials Expense	5020399000	-	-	-		-	-	-	-		-		-		
UTILITY EXPENSES	5020400000	740,151.31	609,569.63	286,670.74		1,636,391.68	740,151.31	609,569.63			1,349,720.94		2,063,608.32	286,670.74	
Water Expenses	5020401000	24,654.69	31,141.18	-		55,795.87	24,654.69	31,141.18	-		55,795.87		144,204.13		
Electricity Expenses	5020402000	715,496.62	578,428.45	286,670.74		1,580,595.81	715,496.62	578,428.45	-		1,293,925.07		1,919,404.19	286,670.74	
COMMUNICATION EXPENSES	5020500000	181,488.24	49,553.95	103,072.49		334,114.68	181,488.24	49,553.95	103,072.49		334,114.68		530,885.32		
Postage and Courier Expenses	5020501000	4,015.00	42,125.85	-		46,140.85	4,015.00	42,125.85	-		46,140.85		73,859.15		
Telephone - Mobile	5020502001	61,027.00	3,368.80	98,572.19		162,967.99	61,027.00	3,368.80	98,572.19		162,967.99		32,032.01		
Telephone - Land Line	5020502002	31,447.24	4,059.30	4,500.30		40,006.84	31,447.24	4,059.30	4,500.30		40,006.84		109,993.16		
Internet Subscription Expenses	5020503000	84,999.00	-	-		84,999.00	84,999.00	-	-		84,999.00		315,001.00		
AWARDS/REWARDS & PRIZE	5020600000														
Award/Rewards Expenses	5020601000	-	-	-		-	-	-	-		-		-		
CONFIDENTIAL, INTELLIGENCE & EXTRA-ORDINARY EXPENSES	5021000000	117,084.64	7,373.00	51,039.61		175,497.25	117,084.64	7,373.00	51,039.61		175,497.25		124,502.75		
Extraordinary Expenses	5021003000	117,084.64	7,373.00	51,039.61		175,497.25	117,084.64	7,373.00	51,039.61		175,497.25		124,502.75		
Miscellaneous Expenses	5021003000	-	-	-		-	-	-	-		-		-		
PROFESSIONAL SERVICES	5021100000	248,544.31	302,614.23	206,589.70		757,748.24	248,544.31	302,614.23	206,589.70		757,748.24		572,251.76		
Auditing Services	5021102000	-	-	-		-	-	-	-		-		20,000.00		
Consultancy Services	5021103000	-	-	-		-	-	-	-		-		-		
Other Professional Services	5021199000	248,544.31	302,614.23	206,589.70		757,748.24	248,544.31	302,614.23	206,589.70		757,748.24		552,251.76		
ICT Professional Services		-	-	-		-	-	-	-		-		-		
GENERAL SERVICES	5021200000	273,608.30	291,602.30	402,483.37		967,693.97	273,608.30	291,602.30	382,709.53		947,920.13		812,306.03	19,773.84	
Janitorial Services	5021202000	235,282.42	172,959.26	283,840.33		692,082.01	235,282.42	172,959.26	264,066.49		672,308.17		487,917.99		
Security Services	5021203000	38,325.88	118,643.04	118,643.04		275,611.96	38,325.88	118,643.04	118,643.04		275,611.96		324,388.04		
Other General Services	5021299000	-	-	-		-	-	-	-		-		-		
REPAIRS AND MAINTENANCE	5021300000	109,765.05	237,605.00	261,876.44		609,246.49	109,765.05	233,785.00	265,696.44		609,246.49		640,753.51		
Building & Other Structures	5021304000	63,792.80	21,270.00	37,567.00		122,629.80	63,792.80	21,270.00	37,567.00		122,629.80		377,370.20		
Transportation Equipment	5021306000	30,972.25	170,865.00	56,269.44		258,106.69	30,972.25	167,045.00	60,089.44		258,106.69		191,893.31		
Furnitures & Fixtures	5021307000	15,000.00	45,470.00	168,040.00		228,510.00	15,000.00	45,470.00	168,040.00		228,510.00		(8,510.00)		
Other Property, Plant and Equipment	5021399000	-	-	-		-	-	-	-		-		80,000.00		
FINANCIAL ASSISTANCE/SUBSIDY	5021400000	246,777,503.14	23,913,011.91	103,314,965.35		374,005,480.40	246,777,503.14	23,913,011.91	82,924,809.72		353,615,324.77		109,416,519.60	20,390,155.63	
Financial Assistance to NGAs	5021402000	243,728,897.42	22,167,315.16	103,031,679.43		368,927,892.01	243,728,897.42	20,467,315.16	82,641,523.80		346,837,736.38		109,494,107.99		
Financial Assistance to LGUs	5021402000	-	-	-		-	-	-	-		-		-		
Financial Assistance to NGOs/Pos	5021405000	-	-	-		-	-	-	-		-		-		
Subsidies - Others	5021499000	3,048,605.72	1,745,697.17	283,285.92		5,077,588.81	3,048,605.72	1,745,697.17	283,285.92		5,077,588.81		(77,588.81)		

**SUMMARY OF APPROPRIATIONS, ALLOTMENTS, OBLIGATIONS, DISBURSEMENTS AND BALANCES BY OBJECT OF EXPENDITURES
As of the Quarter Ending September 30, 2014**

Department : DEPARTMENT OF SCIENCE AND TECHNOLOGY
 Agency : PHIL. COUNCIL FOR INDUSTRY, ENERGY & EMERGING TECHNOLOGY RESEARCH & DEVT.
 Operating Unit : _____
 Organization Code (UACS) : 19 013 0000000
 Funding Source Code (as clustered) : _____ 101
 (e.g. Old Fund Code: 101,102, 151)

Current Year Appropriations
 Supplemental Appropriations
 Continuing Appropriations





Particulars	UACS CODE	Current Year Obligations					Current Year Disbursements					Balances			
		1st Quarter	2nd Quarter	3rd Quarter	4th Quarter	Total	1st Quarter	2nd Quarter	3rd Quarter	4th Quarter	Total	Unreleased Appropriations	Unobligated Allotment	Unpaid Obligations (15-20) = (23+24)	
		Ending March 31	Ending June 30	Ending Sept. 30	Ending Dec. 31		Ending March 31	Ending June 30	Ending Sept. 30	Ending Dec. 31				Due and Demandable	Not Yet Due and Demandable
1	2	11	12	13	14	15=(11+12+13+14)	16	17	18	19	20=(16+17+18+19)	21=(5-10)	22=(10-15)	23	24
TAXES, INSURANCE PREMIUMS & OTHER FEES	5021500000	172,807.17	27,676.17	73,126.47		273,609.81	172,807.17	27,676.17	73,126.47		273,609.81		26,390.19	-	-
Taxes, Duties & Licenses	5021501000	10,785.88	25,000.00			35,785.88	10,785.88	25,000.00			35,785.88		14,214.12	-	-
Fidelity Bond Premiums	5021502000	132,209.02				132,209.02	132,209.02				132,209.02		(32,209.02)	-	-
Insurance Expenses	5021503000	29,812.27	2,676.17	73,126.47		105,614.91	29,812.27	2,676.17	73,126.47		105,614.91		44,385.09	-	-
OTHER MAINT. & OPERATING EXPENSES	5029900000	182,173.58	423,568.50	93,266.13		699,008.21	182,173.58	423,568.50	93,266.13		699,008.21		570,991.79	-	-
Advertising Expenses	5029901000	42,105.68	13,500.00	16,800.00		72,405.68	42,105.68	13,500.00	16,800.00		72,405.68		(22,405.68)	-	-
Printing and Publication Expenses	5029902000		51,648.00			51,648.00		51,648.00			51,648.00		348,352.00	-	-
Representation Expenses	5029903000	97,158.50	324,120.50	42,266.13		463,545.13	97,158.50	324,120.50	42,266.13		463,545.13		186,454.87	-	-
Rents/Lease Expense	5029905000					-					-		-	-	-
Rents - Building & Structure	5029905001					-					-		-	-	-
Rents - Equipment	5029905005	29,561.40	27,000.00	34,200.00		90,761.40	29,561.40	27,000.00	34,200.00		90,761.40		29,238.60	-	-
Subscription Expenses	5029907000	13,348.00	7,300.00			20,648.00	13,348.00	7,300.00			20,648.00		29,352.00	-	-
TOTAL MOOE		249,644,437.22	27,257,737.67	105,118,267.75	-	382,020,442.64	249,644,437.22	27,253,917.67	84,430,873.66	-	361,322,322.43	-	115,574,557.36	20,698,120.21	-
CAPITAL OUTLAY	5060000000	574,920.00	1,125,080.00			1,700,000.00	574,920.00	1,125,080.00			1,700,000.00		-	-	-
Building & Other Structures	5060404000					-					-		-	-	-
Buildings	5060404001					-					-		-	-	-
Office Equipment	5060405002					-					-		-	-	-
Information & Communication Technology	5060405003	574,920.00	(74,920.00)			500,000.00	574,920.00	(74,920.00)			500,000.00		-	-	-
Transportation Equipment - Motor Vehicle	5060406001		1,200,000.00			1,200,000.00		1,200,000.00			1,200,000.00		-	-	-
Furniture & Fixtures	5060407001					-					-		-	-	-
TOTAL CAPITAL OUTLAY	50604050 00	574,920.00	1,125,080.00			1,700,000.00	574,920.00	1,125,080.00			1,700,000.00		-	-	-
TOTAL NEW APPROPRIATIONS	50604050 01	259,161,113.67	36,963,622.17	113,277,522.26	-	409,402,258.10	259,161,113.67	36,959,802.17	92,573,198.67	-	388,687,208.39	-	124,267,741.90	20,715,049.71	-

**SUMMARY OF APPROPRIATIONS, ALLOTMENTS, OBLIGATIONS, DISBURSEMENTS AND BALANCES BY OBJECT OF EXPENDITURES
As of the Quarter Ending September 30, 2014**

Department : DEPARTMENT OF SCIENCE AND TECHNOLOGY
 Agency : PHIL. COUNCIL FOR INDUSTRY, ENERGY & EMERGING TECHNOLOGY RESEARCH & DEVT.
 Operating Unit : _____
 Organization Code (UACS) : 19 013 0000000
 Funding Source Code (as clustered) : _____ 101
 (e.g. Old Fund Code: 101,102, 151)

Current Year Appropriations
 Supplemental Appropriations
 Continuing Appropriations

Particulars	UACS CODE	Current Year Obligations					Current Year Disbursements					Balances				
		1st Quarter	2nd Quarter	3rd Quarter	4th Quarter	Total	1st Quarter	2nd Quarter	3rd Quarter	4th Quarter	Total	Unreleased Appropriations	Unobligated Allotment	Unpaid Obligations (15-20) = (23+24)		
		Ending March 31	Ending June 30	Ending Sept. 30	Ending Dec. 31		Ending March 31	Ending June 30	Ending Sept. 30	Ending Dec. 31				Due and Demandable	Not Yet Due and Demandable	
1	2	11	12	13	14	15=(11+12+13+14)	16	17	18	19	20=(16+17+18+19)	21=(5-10)	22=(10-15)	23	24	
B. AUTOMATIC APPROPRIATIONS		730,844.88	837,639.76	774,727.36	-	-	-	-	-	-	-	-	-	-	-	-
Retirement and Life Insurance Premium		730,844.88	837,639.76	774,727.36												
Specify allotment class/object of expenditures																
Customs Duties and Taxes																
Specify allotment class/object of expenditures																
C. SPECIAL PURPOSE FUNDS		205,259.00	2,352,716.68	3,533,732.11	-	6,091,707.79	205,259.00	2,352,716.68	3,528,496.36	-	6,086,472.04	-	-	-	-	-
Miscellaneous Personnel Benefits Fund		-	2,352,716.68	2,551,298.95	-	4,904,015.63	-	2,352,716.68	2,546,063.20	-	4,898,779.88	-	-	-	-	-
MC Benefits	50100000 00	-	2,352,716.68	2,551,298.95	-	4,904,015.63	-	2,352,716.68	2,546,063.20	-	4,898,779.88	-	-	-	-	-
Hazard			582,576.03	976,998.80		1,559,574.83		582,576.03	971,763.05		1,554,339.08					
Longevity			1,770,140.65	1,574,300.15		3,344,440.80		1,770,140.65	1,574,300.15		3,344,440.80					
Pension and Gratuity Fund		205,259.00		982,433.16		1,187,692.16	205,259.00		982,433.16		1,187,692.16					
Terminal Leave Benefits				982,433.16					950,371.46							
Monetization of VL/SL		205,259.00				205,259.00	205,259.00				205,259.00					
GRAND TOTAL		260,097,217.55	40,153,978.61	117,585,981.73	-	415,493,965.89	259,366,372.67	39,312,518.85	96,101,695.03	-	394,773,680.43		124,267,741.90	20,715,049.71	-	-

Certified Correct:  ISIDRO V. QUERUBIN JR. Admin. Officer V Date: _____	Certified Correct:  MARISSA G. DALAY Chief Accountant Date: _____	Recommending Approval:  RAUL C. SABULARSE Deputy Executive Director Date: _____	Approved By:  ROWENA CRISTINA L. GUEVARA, Ph.D. Agency Head/Department Secretary Date: _____
---	--	---	---

**SUMMARY OF APPROPRIATIONS, ALLOTMENTS, OBLIGATIONS, DISBURSEMENTS AND BALANCES BY OBJECT OF EXPENDITURES
As of the Quarter Ending June 30, 2014**

Department : DEPARTMENT OF SCIENCE AND TECHNOLOGY
 Agency : PHIL. COUNCIL FOR INDUSTRY, ENERGY & EMERGING TECHNOLOGY RESEARCH & DEV'T.
 Operating Unit : _____
 Organization Code (UACS) : _____
 Funding Source Code (as clustered) : _____ 101
 (e.g. Old Fund Code: 101,102, 151)

Particulars	UACS CODE	Appropriations			Allotments				
		Authorized Appropriation	Adjustments (Transfer (To)/From, Realignment)	Adjusted Appropriations	Allotments Received	Adjustments (Withdrawal, Realignment)	Transfer To	Transfer From	Adjusted Total Allotments
1	2	3	4	5=(3+4)	6	7	8	9	10=[{6+(-)7}-8+9]
SUMMARY									
A. AGENCY SPECIFIC BUDGET									
PERSONAL SERVICES (PS)	501000000								
Salaries and Wages - Regular	5010101001	25,106,000.00		25,106,000.00	25,106,000.00				25,106,000.00
TOTAL SALARIES/WAGES		25,106,000.00		25,106,000.00	25,106,000.00				25,106,000.00
OTHER COMPENSATION	501020000	5,875,000.00		5,875,000.00	5,875,000.00				5,875,000.00
Personel Economic Relief Allowance(PERA)	5010201001	1,584,000.00		1,584,000.00	1,584,000.00				1,584,000.00
Representation Allowance(RA)	5010202000	522,000.00		522,000.00	522,000.00				522,000.00
Transportation Allowance(TA)	5010203000	522,000.00		522,000.00	522,000.00				522,000.00
Uniform/Clothing Allowance	5010204001	330,000.00		330,000.00	330,000.00				330,000.00
Productivity Incentive Allowance	5010208001	132,000.00		132,000.00	132,000.00				132,000.00
Year End Bonus	5010214001	2,092,000.00		2,092,000.00	2,092,000.00				2,092,000.00
Cash Gift	5010215001	330,000.00		330,000.00	330,000.00				330,000.00
Honoraria/Per Diem		300,000.00		300,000.00	300,000.00				300,000.00
Other Personnel Benefits (Other Bonuses-C N AI)		63,000.00		63,000.00	63,000.00				63,000.00
PERSONNEL BENEFIT CONTRIBUTIONS	501030000	384,000.00		384,000.00	384,000.00				384,000.00
Pag-IBIG Contributions	5010302001	79,000.00		79,000.00	79,000.00				79,000.00
PhilHealth Contributions	5010303001	226,000.00		226,000.00	226,000.00				226,000.00
Employees Comp. Insurance Premium	5010304001	79,000.00		79,000.00	79,000.00				79,000.00

**SUMMARY OF APPROPRIATIONS, ALLOTMENTS, OBLIGATIONS, DISBURSEMENTS AND BALANCES BY OBJECT OF EXPENDITURES
As of the Quarter Ending June 30, 2014**

Department : DEPARTMENT OF SCIENCE AND TECHNOLOGY
 Agency : PHIL. COUNCIL FOR INDUSTRY, ENERGY & EMERGING TECHNOLOGY RESEARCH & DEV'T.
 Operating Unit : _____
 Organization Code (UACS) : _____
 Funding Source Code (as clustered) : _____ 101
 (e.g. Old Fund Code: 101,102, 151)

Particulars	UACS CODE	Appropriations			Allotments				
		Authorized Appropriation	Adjustments (Transfer (To)/From, Realignment)	Adjusted Appropriations	Allotments Received	Adjustments (Withdrawal, Realignment)	Transfer To	Transfer From	Adjusted Total Allotments
1	2	3	4	5=(3+4)	6	7	8	9	10=[{6+(-)7}-8+9]
OTHER PERSONNEL BENEFITS	5010400000	-		-	-				-
Retirement Gratuity	5010402001	-		-	-				-
Terminal Leave Benefits	5010403001	-		-	-				-
Total Other Compensation		6,259,000.00		6,259,000.00	6,259,000.00				6,259,000.00
MAGNA CARTA BENEFITS RA 8439		3,010,000.00		3,010,000.00	3,010,000.00				3,010,000.00
Subsistence Allowance	5010205002	2,774,000.00		2,774,000.00	2,774,000.00				2,774,000.00
Laundry Allowance	5010206003	236,000.00		236,000.00	236,000.00				236,000.00
Hazzard Pay	5010211004	-		-	-				-
Longevity Pay	5010212003	-		-	-				-
TOTAL PERSONAL SERVICES		34,375,000.00		34,375,000.00	34,375,000.00	-	-	-	34,375,000.00
MAINTENANCE AND OTHER OPERATION EXPENSES (MOO)	5020000000								
TRAVELING EXPENSES	5020100000	1,278,000.00		1,278,000.00	1,278,000.00				1,278,000.00
Traveling - local	5020101000	778,000.00		778,000.00	778,000.00				778,000.00
Traveling - Foreign	5020102000	500,000.00		500,000.00	500,000.00				500,000.00
TRAINING & SCHOLARSHIP EXPENSES	5020200000	400,000.00		400,000.00	400,000.00				400,000.00
Training Expenses	5020201000	400,000.00		400,000.00	400,000.00				400,000.00
ICT Related Training Expenses		-		-	-				-
Scholarship Grants/Expenses	5020202000								

**SUMMARY OF APPROPRIATIONS, ALLOTMENTS, OBLIGATIONS, DISBURSEMENTS AND BALANCES BY OBJECT OF EXPENDITURES
As of the Quarter Ending June 30, 2014**

Department : DEPARTMENT OF SCIENCE AND TECHNOLOGY
 Agency : PHIL. COUNCIL FOR INDUSTRY, ENERGY & EMERGING TECHNOLOGY RESEARCH & DEV'T.
 Operating Unit : _____
 Organization Code (UACS) : _____
 Funding Source Code (as clustered) : _____ 101
 (e.g. Old Fund Code: 101,102, 151)

Particulars	UACS CODE	Appropriations			Allotments				
		Authorized Appropriation	Adjustments (Transfer (To)/From, Realignment)	Adjusted Appropriations	Allotments Received	Adjustments (Withdrawal, Realignment)	Transfer To	Transfer From	Adjusted Total Allotments
1	2	3	4	5=(3+4)	6	7	8	9	10={{6+(-)7}-8+9}}
SUPPLIES & MATERIALS EXPENSES	5020300000	1,700,000.00		1,700,000.00	1,700,000.00				1,700,000.00
Office Supplies Expenses	5020301000	830,000.00		830,000.00	830,000.00				830,000.00
Accountable Forms Expenses	5020302000	20,000.00		20,000.00	20,000.00				20,000.00
ICT Supplies		-		-	-				-
Fuel, Oil and Lubricants Expenses	5020310000	850,000.00		850,000.00	850,000.00				850,000.00
Other Supplies & Materials Expense	5020399000								
UTILITY EXPENSES	5020400000	3,700,000.00		3,700,000.00	3,700,000.00				3,700,000.00
Water Expenses	5020401000	200,000.00		200,000.00	200,000.00				200,000.00
Electricity Expenses	5020402000	3,500,000.00		3,500,000.00	3,500,000.00				3,500,000.00
COMMUNICATION EXPENSES	5020500000	865,000.00		865,000.00	865,000.00				865,000.00
Postage and Courier Expenses	5020501000	120,000.00		120,000.00	120,000.00				120,000.00
Telephone - Mobile	5020502001	195,000.00		195,000.00	195,000.00				195,000.00
Telephone - Land Line	5020502002	150,000.00		150,000.00	150,000.00				150,000.00
Internet Subscription Expenses	5020503000	400,000.00		400,000.00	400,000.00				400,000.00
AWARDS/REWARDS & PRIZE	5020600000								
Award/Rewards Expenses	5020601000								
CONFIDENTIAL, INTELLIGENCE & EXTRA-ORDINARY EXPENSES	5021000000	300,000.00		300,000.00	300,000.00				300,000.00
Extraordinary Expenses	5021003000	300,000.00		300,000.00	300,000.00				300,000.00
Miscellaneous Expenses	5021003000								

**SUMMARY OF APPROPRIATIONS, ALLOTMENTS, OBLIGATIONS, DISBURSEMENTS AND BALANCES BY OBJECT OF EXPENDITURES
As of the Quarter Ending June 30, 2014**

Department : DEPARTMENT OF SCIENCE AND TECHNOLOGY
 Agency : PHIL. COUNCIL FOR INDUSTRY, ENERGY & EMERGING TECHNOLOGY RESEARCH & DEV'T.
 Operating Unit : _____
 Organization Code (UACS) : _____
 Funding Source Code (as clustered) : _____ 101
 (e.g. Old Fund Code: 101,102, 151)

Particulars	UACS CODE	Appropriations			Allotments				
		Authorized Appropriation	Adjustments (Transfer (To)/From, Realignment)	Adjusted Appropriations	Allotments Received	Adjustments (Withdrawal, Realignment)	Transfer To	Transfer From	Adjusted Total Allotments
1	2	3	4	5=(3+4)	6	7	8	9	10=[{6+(-)7-8+9}]
PROFESSIONAL SERVICES	5021100000	1,330,000.00		1,330,000.00	1,330,000.00				1,330,000.00
Auditing Services	5021102000	20,000.00		20,000.00	20,000.00				20,000.00
Consultancy Services	5021103000	-		-	-				-
Other Professional Services	5021199000	1,310,000.00		1,310,000.00	1,310,000.00				1,310,000.00
ICT Professional Services		-		-	-				-
GENERAL SERVICES	5021200000	1,780,000.00		1,780,000.00	1,780,000.00				1,780,000.00
Janitorial Services	5021202000	1,180,000.00		1,180,000.00	1,180,000.00				1,180,000.00
Security Services	5021203000	600,000.00		600,000.00	600,000.00				600,000.00
Other General Services	5021299000								
REPAIRS AND MAINTENANCE	5021300000	1,250,000.00		1,250,000.00	1,250,000.00				1,250,000.00
Building & Other Structures	5021304000	500,000.00		500,000.00	500,000.00				500,000.00
Transportation Equipment	5021306000	450,000.00		450,000.00	450,000.00				450,000.00
Furnitures & Fixtures	5021307000	220,000.00		220,000.00	220,000.00				220,000.00
Other Property, Plant and Equipment	5021399000	80,000.00		80,000.00	80,000.00				80,000.00
FINANCIAL ASSISTANCE/SUBSIDY	5021400000	483,422,000.00		483,422,000.00	483,422,000.00				483,422,000.00
Financial Assistance to NGAs	5021402000	478,422,000.00		478,422,000.00	478,422,000.00				478,422,000.00
Financial Assistance to LGUs	5021402000								
Financial Assistance to NGOs/Pos	5021405000	-		-	-				-
Subsidies - Others	5021499000	5,000,000.00		5,000,000.00	5,000,000.00				5,000,000.00





**SUMMARY OF APPROPRIATIONS, ALLOTMENTS, OBLIGATIONS, DISBURSEMENTS AND BALANCES BY OBJECT OF EXPENDITURES
As of the Quarter Ending June 30, 2014**

Department : DEPARTMENT OF SCIENCE AND TECHNOLOGY
 Agency : PHIL. COUNCIL FOR INDUSTRY, ENERGY & EMERGING TECHNOLOGY RESEARCH & DEV'T.
 Operating Unit : _____
 Organization Code (UACS) : _____
 Funding Source Code (as clustered) : _____ 101
 (e.g. Old Fund Code: 101,102, 151)

Particulars	UACS CODE	Appropriations			Allotments				
		Authorized Appropriation	Adjustments (Transfer (To)/From, Realignment)	Adjusted Appropriations	Allotments Received	Adjustments (Withdrawal, Realignment)	Transfer To	Transfer From	Adjusted Total Allotments
1	2	3	4	5=(3+4)	6	7	8	9	10=[{6+(-)7}-8+9]
TAXES, INSURANCE PREMIUMS & OTHER FEES	5021500000	300,000.00		300,000.00	300,000.00				300,000.00
Taxes, Duties & Licenses	5021501000	50,000.00		50,000.00	50,000.00				50,000.00
Fidelity Bond Premiums	5021502000	100,000.00		100,000.00	100,000.00				100,000.00
Insurance Expenses	5021503000	150,000.00		150,000.00	150,000.00				150,000.00
OTHER MAINT. & OPERATING EXPENSES	5029900000	1,270,000.00		1,270,000.00	1,270,000.00				1,270,000.00
Advertising Expenses	5029901000	50,000.00		50,000.00	50,000.00				50,000.00
Printing and Publication Expenses	5029902000	400,000.00		400,000.00	400,000.00				400,000.00
Representation Expenses	5029903000	650,000.00		650,000.00	650,000.00				650,000.00
Rents/Lease Expense	5029905000								
Rents - Building & Structure	5029905001								
Rents - Equipment	5029905005	120,000.00		120,000.00	120,000.00				120,000.00
Subscription Expenses	5029907000	50,000.00		50,000.00	50,000.00				50,000.00
TOTAL MOOE		497,595,000.00		497,595,000.00	497,595,000.00	-	-	-	497,595,000.00
CAPITAL OUTLAY	5060000000	1,700,000.00		1,700,000.00	1,700,000.00				1,700,000.00
Building & Other Structures	5060404000								
Buildings	5060404001								
Office Equipment	5060405002								
Information & Communication Technology	5060405003	500,000.00		500,000.00	500,000.00				500,000.00
Transportation Equipment - Motor Vehicle	5060406001	1,200,000.00		1,200,000.00	1,200,000.00				1,200,000.00
Furniture & Fixtures	5060407001								
TOTAL CAPITAL OUTLAY	50604050 00	1,700,000.00		1,700,000.00	1,700,000.00				1,700,000.00
TOTAL NEW APPROPRIATIONS	50604050 01	533,670,000.00		533,670,000.00	533,670,000.00	-	-	-	533,670,000.00

**SUMMARY OF APPROPRIATIONS, ALLOTMENTS, OBLIGATIONS, DISBURSEMENTS AND BALANCES BY OBJECT OF EXPENDITURES
As of the Quarter Ending June 30, 2014**

Department : DEPARTMENT OF SCIENCE AND TECHNOLOGY
 Agency : PHIL. COUNCIL FOR INDUSTRY, ENERGY & EMERGING TECHNOLOGY RESEARCH & DEV'T.
 Operating Unit : _____
 Organization Code (UACS) : _____
 Funding Source Code (as clustered) : _____ 101
 (e.g. Old Fund Code: 101,102, 151)

Particulars	UACS CODE	Appropriations			Allotments				
		Authorized Appropriation	Adjustments (Transfer (To)/From, Realignment)	Adjusted Appropriations	Allotments Received	Adjustments (Withdrawal, Realignment)	Transfer To	Transfer From	Adjusted Total Allotments
1	2	3	4	5=(3+4)	6	7	8	9	10=[{6+(-)7}-8+9]
B. AUTOMATIC APPROPRIATIONS		3,012,000.00		3,012,000.00	3,012,000.00				3,012,000.00
Retirement and Life Insurance Premium		3,012,000.00		3,012,000.00	3,012,000.00				3,012,000.00
Specify allotment class/object of expenditures									
Customs Duties and Taxes									
Specify allotment class/object of expenditures									
C. SPECIAL PURPOSE FUNDS		6,818,647.00			6,818,647.00	-	-	-	6,818,647.00
Miscellaneous Personnel Benefits Fund		6,613,388.00			6,613,388.00	-	-	-	6,613,388.00
MC Benefits	50100000 00	6,613,388.00			6,613,388.00				6,613,388.00
Hazard									
Longevity									
Pension and Gratuity Fund		205,259.00			205,259.00				205,259.00
Terminal Leave Benefits									
Monetization of VL/SL		205,259.00			205,259.00				205,259.00
GRAND TOTAL		543,500,647.00			543,500,647.00	-	-	-	543,500,647.00
Certified Correct:		Certified Correct:		Recommending Approval:		Approved:			
									
SONIA P. CABANGON Chief Admin. Officer Date: _____		MARISSA G. DALAY Chief Accountant Date: _____		RAUL C. SABULARSE Deputy Exec. Director Date: _____		ROWENA CRISTINA L. GUEVARA, Ph.D. Exec. Director Date: _____			