

DEPARTMENT OF SCIENCE AND TECHNOLOGY  
PHILIPPINE COUNCIL FOR INDUSTRY, ENERGY & EMERGING TECHNOLOGY RESEARCH & DEVELOPMENT (PCIEERD)  
FINANCIAL PERFORMANCE REPORT  
AS OF DECEMBER 2022  
**ALL FUNDS**  
(in thousand pesos)

I. EXPENDITURES											
FUND SOURCES	FY 2022 APPROPRIATIONS (Full Year)	ALLOTMENT RECEIVED				OBLIGATIONS INCURRED				UTILIZATION RATE (%)	REMARKS
		PS	MOOE	CO	TOTAL	PS	MOOE	CO	TOTAL		
Current Year Budget	820,287.00	78,206.00	734,281.00	7,800.00	820,287.00	73,045	729,170	6,264	808,479	98.56%	
Agency/Special Budget	815,221.00	73,140.00	734,281.00	7,800.00	815,221.00	68,215	729,170	6,264	803,649	98.58%	
Special Purpose Fund											
Automatic Appropriations	5,066.00	5,066.00			5,066.00	4,830			4,830	95.34%	
Continuing Appropriations	1,552.00		978.00	863.00	1,841.00		964.00	842.00	1,806	98.10%	
TOTAL	821,839.00	78,206.00	735,259.00	8,663.00	822,128.00	73,045.00	730,134.00	6,264.00	810,285.00	98.56%	
OF WHICH:	772,480.00	-	772,480.00	-	772,480.00					0.00%	
Key Programs/Projects											
National Industry, Energy and Emerging Technology Sectors R&D Program	712,480.00		712,480.00		712,480.00		712,480		712,480	100.00%	
Outcome Indicator											
1. Percentage of priorities in the Harmonized National R&D Agenda addressed	90%								100%	111%	
2. Number of partnerships with public and private stakeholders and international organizations	55								153	278%	
Output Indicator											
1. Number of projects funded	99								193	195%	
2. Number of projects monitored	200								384	192%	
3. Percentage of projects completed which are published in peer-reviewed journals, presented in national and/or international conferences, or with IP filed or approved.	55%								61%	111%	
II. DISBURSEMENTS											
DISBURSEMENT AUTHORITY	FY 2022 CASH PROGRAM		Disbursement Authorities  Received/ Issuances	ACTUAL DISBURSEMENTS				Disbursement Rate  (%)	REMARKS		
	FULL-YEAR	AS OF DECEMBER		PS	MOOE	CO	TOTAL				
Notice of Cash Allocation (NCA)	809,448.00	809,448.00	878,879.00	64,686.00	813,666.00	906.00	879,258.00	100%			
Current Year				64,050.00	735,288.00	0.00	799,338.00				
Prior Year's AP				636.00	78,378.00	906.00	79,920.00				
Notice of Transfer of Allocation (NTA)											
Non-Cash Availment Authority											
Cash Disbursement Ceiling											
Tax Remittance Advice	10,839.00	10,839.00	10,958.00	6,986.00	3,921.00	51.00	10,958.00	100%			
TOTAL	820,287.00	820,287.00	889,837.00	71,672.00	817,587.00	957.00	890,216.00	100%			
Note: NCA, net of Trust Liabilities											

Noted By:

GRACE F. ESTILLORE  
Chief SRS, PCMD

Certified Correct:

SONIA P. CABANGON  
Chief Administrative Officer, FAD

Approved By:

DR. ENRICO C. RARINGIT  
Executive Director

**APPROPRIATIONS, OBLIGATIONS AND DISBURSEMENTS**

As of December 2022

(in thousand pesos)

**Department of Science and Technology**

**Philippine Council for Industry, Energy and Emerging Technology Research and Development**

Particulars	Available Appropriations	Allotment Releases		Obligations		Disbursements		
	Amount	Amount	% to Available Appropriations	Amount	% to Available Appropriations	Amount	% to Available Appropriations	% to Obligations
<b>PCIEERD</b>	<b>822,128</b>	<b>822,128</b>	<b>100%</b>	<b>810,285</b>	<b>99%</b>	<b>890,216</b>	<b>108%</b>	<b>110%</b>
<b>Current Year</b>	<b>820,287</b>	<b>820,287</b>	<b>100%</b>	<b>808,479</b>	<b>99%</b>	<b>809,854</b>	<b>99%</b>	<b>100%</b>
PS	78,206	78,206	100%	73,045	93%	71,036	91%	97%
MOOE	734,281	734,281	100%	729,170	99%	732,554	100%	100%
FinEx								
CO	7,800	7,800	100%	6,264	80%	6,264	80%	100%
<b>Continuing Appropriations</b>	<b>1841</b>	<b>1841</b>	<b>100%</b>	<b>1806</b>	<b>98%</b>	<b>0</b>	<b>0%</b>	<b>0%</b>
PS								
MOOE	978	978	100%	964	99%		0%	0%
FinEx								
CO	863	863	100%	842	98%		0%	0%
<b>Accounts Payable</b>						<b>80,362</b>		
PS						636		
MOOE						78,769		
CO						957		

Prepared by:

**Marissa G. Dalay**

Accountant III,  
OIC, Budget Section

Noted by:

**Sonia P. Cabangon**

Chief Administrative Officer, FAD

Certified Correct:


**Dr. Enrico C. Paringit**

Executive Director


DEPARTMENT OF SCIENCE AND TECHNOLOGY  
PHILIPPINE COUNCIL FOR INDUSTRY, ENERGY AND EMERGING TECHNOLOGY RESEARCH AND DEVELOPMENT (PCIEERD-DOST)  
REASONS FOR UNDER-SPENDING  
AS OF DECEMBER, 2022  
(In Thousand Pesos)

Program/Activity/Project (1)	Levels					Balance			Reasons/Issues Affecting Low Utilization of Funds (10)	Catch-up Plan
	Appropriations (2)	Allotment (3)	Obligations (4)	MDP (5)	Disbursements (6)	Allotment vs. Obligations (7)=(3-4)	Obligations vs. Disbursements (8)=(6-4)	MDP vs. Disbursements (9)=(6-5)		
TOTAL, Department or Agency	820,287	821,465	808,479	-	759,352	12,986	(49,127)	759,352		
I. General Management and Supervision	55,023	55,023	44,979	-	43,052	10,044	(1,927)	43,052		
General Administration and Support	55,023	55,023	44,979	-	43,052	10,044	(1,927)	43,052		
PS	32,399	32,399	26,331	-	25,019	6,068	(1,312)	25,019		
MOOE	14,824	14,824	12,384	-	11,769	2,440	(615)	11,769		
CO	7,800	7,800	6,264	-	6,264	-	-	-		
II. Operations	765,264	766,442	763,500	-	716,300	2,942	(47,200)	716,300		
National Industry, Energy and Emerging Technology Sectors R&D Program										
Development, integration and coordination of the National Research System for Industry, Energy and Emerging Technology Sectors	765,264	766,442	763,500	-	716,300	2,942	(47,200)	716,300		
PS	45,807	46,985	46,714	-	46,714	271	-	46,714		
MOOE	719,457	719,457	716,786	-	669,586	2,671	(47,200)	669,586		
CO			-	-		-	-	-		
Locally-Funded Projects										
Development and Enhancement of PCIEERD's Internal and Strategic Information Systems	-	-	-	-	-	-	-	-		
PS	-	-	-	-	-	-	-	-		
MOOE										
CO										


Prepared by:

  
**MARISSA G. DALAY**  
Accountant III,  
OIC, Budget Section


Noted by:

  
**MARISSA G. DALAY**  
Accountant III

Noted by:

  
**SONIA P. CABANGON**  
Chief Administrative Officer, FAD

Certified by:

  
**ENGR. NIÑALIZA H. ESCORIAL**  
Deputy Executive Director



DEPARTMENT OF SCIENCE AND TECHNOLOGY  
PHILIPPINE COUNCIL FOR INDUSTRY, ENERGY & EMERGING TECHNOLOGY RESEARCH & DEVELOPMENT (PCIEERD)  
FINANCIAL PERFORMANCE REPORT  
AS OF NOVEMBER 2022  
**ALL FUNDS**  
(in thousand pesos)

I. EXPENDITURES											
FUND SOURCES	FY 2022 APPROPRIATIONS (Full Year)	ALLOTMENT RECEIVED				OBLIGATIONS INCURRED				UTILIZATION RATE (%)	REMARKS
		PS	MOOE	CO	TOTAL	PS	MOOE	CO	TOTAL		
Current Year Budget	820,287.00	78,206.00	734,281.00	7,800.00	820,287.00	84,223	683,298	6,264	753,785	91.89%	
Agency/Special Budget	815,221.00	73,140.00	734,281.00	7,800.00	815,221.00	59,799	683,298	6,264	749,361	91.92%	
Special Purpose Fund											
Automatic Appropriations	5,066.00	5,066.00			5,066.00	4,424			4,424	87.33%	
Continuing Appropriations	1,552.00		689.00	863.00	1,552.00		81.00	842.00	923	59.47%	
TOTAL	821,839.00	78,206.00	734,970.00	8,663.00	821,839.00	64,223.00	683,379.00	6,264.00	754,708.00	91.83%	
OF WHICH:	772,480.00	-	772,480.00	-	772,480.00					0.00%	
Key Programs/Projects											
National Industry, Energy and Emerging Technology Sectors R&D Program	772,480.00		772,480.00		772,480.00		484,596		484,596	62.73%	
Outcome Indicator											
1. Percentage of priorities in the Harmonized National R&D Agenda addressed	90%								100%	111%	
2. Number of partnerships with public and private stakeholders and international organizations	55								144	262%	
Output Indicator											
1. Number of projects funded	99								159	161%	
2. Number of projects monitored	200								346	173%	
3. Percentage of projects completed which are published in peer-reviewed journals, presented in national and/or international conferences, or with IP filed or approved.	55%								50%	91%	
II. DISBURSEMENTS											
DISBURSEMENT AUTHORITY	FY 2022 CASH PROGRAM		Disbursement Authorities	ACTUAL DISBURSEMENTS				Disbursement Rate	REMARKS		
	FULL-YEAR	AS OF NOVEMBER		Received/ Issuances	PS	MOOE	CO				
Notice of Cash Allocation (NCA)	809,448.00	781,683.00	787,145.00	57,432.00	679,131.00	906.00	737,469.00	93.69%			
Current Year				56,796.00	600,753.00	0.00	657,549.00				
Prior Year's AP				636.00	78,378.00	906.00	79,920.00				
Notice of Transfer of Allocation (NTA)											
Non-Cash Availment Authority											
Cash Disbursement Ceiling											
Tax Remittance Advice	10,839.00	9,961.00	9,726.00	6,153.00	3,522.00	51.00	9,726.00	100.00%			
TOTAL	820,287.00	791,644.00	796,871.00	63,585.00	682,653.00	957.00	747,195.00	93.77%			
Note: NCA, net of Trust Liabilities											

Noted By:

GRACE F. ESTILLORE  
Chief SRS, PCMD

Certified Correct:

SONIA P. CABANGON  
Chief Administrative Officer, FAD

Approved By:

DR. ENRICO C. PARINGIT  
Executive Director

**APPROPRIATIONS, OBLIGATIONS AND DISBURSEMENTS**


As of November 2022

(in thousand pesos)

**Department of Science and Technology**
**Philippine Council for Industry, Energy and Emerging Technology Research and Development**


Particulars	Available Appropriations	Allotment Releases		Obligations		Disbursements		
	Amount	Amount	% to Available Appropriations	Amount	% to Available Appropriations	Amount	% to Available Appropriations	% to Obligations
<b>PCIEERD</b>	<b>821,839</b>	<b>821,839</b>	<b>100%</b>	<b>754,708</b>	<b>92%</b>	<b>747,196</b>	<b>91%</b>	<b>99%</b>
<b>Current Year</b>	<b>820,287</b>	<b>820,287</b>	<b>100%</b>	<b>753,785</b>	<b>92%</b>	<b>666,834</b>	<b>81%</b>	<b>88%</b>
PS	78,206	78,206	100%	64,223	82%	62,949	80%	98%
MOOE	734,281	734,281	100%	683,298	93%	603,885	82%	88%
FinEx						0		
CO	7,800	7,800	100%	6,264	80%	0		0
<b>Continuing Appropriations</b>	<b>1552</b>	<b>1552</b>	<b>100%</b>	<b>923</b>	<b>109%</b>	<b>0</b>	<b>0</b>	<b>0</b>
PS						0		
MOOE	689	689	100%	81	12%	0	0	0
FinEx						0		
CO	863	863		842	98%	0		
<b>Accounts Payable</b>						<b>80,362</b>		
PS						636		
MOOE						78,769		
CO						957		

Prepared by:

  
**Marissa G. Dalay**  
 Accountant III,  
 OIC, Budget Section

Noted by:

  
**Marissa G. Dalay**  
 Accountant III

  
**Sonia P. Cabangon**  
 Chief Administrative Officer, FAD


Certified Correct:

  
**Dr. Enrico C. Paringit**  
 Executive Director


DEPARTMENT OF SCIENCE AND TECHNOLOGY  
PHILIPPINE COUNCIL FOR INDUSTRY, ENERGY AND EMERGING TECHNOLOGY RESEARCH AND DEVELOPMENT (PCIEERD-DOST)  
REASONS FOR UNDER-SPENDING  
AS OF NOVEMBER, 2022  
(In Thousand Pesos)

Program/Activity/Project (1)	Levels					Balance			Reasons/Issues Affecting Low Utilization of Funds (10)	Catch-up Plan
	Appropriations (2)	Allotment (3)	Obligations (4)	MDP (5)	Disbursements (6)	Allotment vs. Obligations (7)=(3-4)	Obligations vs. Disbursements (8)=(6-4)	MDP vs. Disbursements (9)=(6-5)		
TOTAL, Department or Agency	820,287	820,287	753,785	-	616,056	66,502	(137,729)	616,056		
I. General Management and Supervision	55,023	55,023	39,555	-	38,370	15,468	(1,185)	38,370		
General Administration and Support	55,023	55,023	39,555	-	38,370	15,468	(1,185)	38,370		
PS	32,399	32,399	22,397	-	22,397	10,002	-	22,397		
MOOE	14,824	14,824	10,894	-	9,709	3,930	(1,185)	9,709		
CO	7,800	7,800	6,264	-	6,264	-	-	-		
II. Operations	765,264	765,264	714,230	-	577,686	51,034	(136,544)	577,686		
National Industry, Energy and Emerging Technology Sectors R&D Program										
Development, integration and coordination of the National Research System for Industry, Energy and Emerging Technology Sectors	765,264	765,264	714,230	-	577,686	51,034	(136,544)	577,686		
PS	45,807	45,807	41,826	-	41,826	3,981	-	41,826		
MOOE	719,457	719,457	672,404	-	535,860	47,053	(136,544)	535,860		
CO	-	-	-	-	-	-	-	-		
Locally-Funded Projects										
Development and Enhancement of PCIEERD's Internal and Strategic Information Systems	-	-	-	-	-	-	-	-		
PS	-	-	-	-	-	-	-	-		
MOOE	-	-	-	-	-	-	-	-		
CO	-	-	-	-	-	-	-	-		


Prepared by:

  
**MARISSA G. DALAY**  
Accountant III,  
OIC, Budget Section


Noted by:

  
**MARISSA G. DALAY**  
Accountant III

Noted by:

  
**SONIA P. CABANGON**  
Chief Administrative Officer, FAD

Certified by:

  
**ENGR. NIÑALIZA H. ESCORIAL**  
Deputy Executive Director



DEPARTMENT OF SCIENCE AND TECHNOLOGY  
PHILIPPINE COUNCIL FOR INDUSTRY, ENERGY & EMERGING TECHNOLOGY RESEARCH & DEVELOPMENT (PCIEERD)  
FINANCIAL PERFORMANCE REPORT  
AS OF OCTOBER 2022  
**ALL FUNDS**  
(in thousand pesos)

I. EXPENDITURES											
FUND SOURCES	FY 2022 APPROPRIATIONS (Full Year)	ALLOTMENT RECEIVED				OBLIGATIONS INCURRED				UTILIZATION RATE (%)	REMARKS
		PS	MOOE	CO	TOTAL	PS	MOOE	CO	TOTAL		
Current Year Budget	820,287.00	78,206.00	734,281.00	7,800.00	820,287.00	55,195	533,379	6,264	594,838	72.52%	
Agency/Special Budget	815,221.00	73,140.00	734,281.00	7,800.00	815,221.00	51,172	533,379	6,264	590,815	72.47%	
Special Purpose Fund											
Automatic Appropriations	5,066.00	5,066.00			5,066.00	4,023			4,023	79.41%	
Continuing Appropriations	1,552.00		689.00	863.00	1,552.00		57.00	842.00	899	57.93%	
TOTAL	821,839.00	78,206.00	734,970.00	8,663.00	821,839.00	55,195.00	533,436.00	6,264.00	595,737.00	72.49%	
OF WHICH:	772,480.00	-	772,480.00	-	772,480.00					0.00%	
Key Programs/Projects											
National Industry, Energy and Emerging Technology Sectors R&D Program	772,480.00		772,480.00		772,480.00		484,596		484,596	62.73%	
Outcome Indicator											
1. Percentage of priorities in the Harmonized National R&D Agenda addressed	90%								100%	111%	
2. Number of partnerships with public and private stakeholders and international organizations	55								144	262%	
Output Indicator											
1. Number of projects funded	99								150	152%	
2. Number of projects monitored	200								346	173%	
3. Percentage of projects completed which are published in peer-reviewed journals, presented in national and/or international conferences, or with IP filed or approved.	55%								50%	91%	
II. DISBURSEMENTS											
DISBURSEMENT AUTHORITY	FY 2022 CASH PROGRAM		Disbursement Authorities	ACTUAL DISBURSEMENTS				Disbursement Rate	REMARKS		
	FULL-YEAR	AS OF OCTOBER		PS	MOOE	CO	TOTAL				
Notice of Cash Allocation (NCA)	809,448.00	723,739.00	728,693.00	49,301.00	642,931.00	906.00	693,138.00	95.12%			
Current Year				48,665.00	564,553.00	0.00	613,218.00				
Prior Year's AP				636.00	78,378.00	906.00	79,920.00				
Notice of Transfer of Allocation (NTA)											
Non-Cash Availment Authority											
Cash Disbursement Ceiling											
Tax Remittance Advice	10,839.00	9,083.00	8,927.00	5,583.00	3,293.00	51.00	8,927.00	100.00%			
TOTAL	820,287.00	732,822.00	737,620.00	54,884.00	646,224.00	957.00	702,065.00	95.18%			
Note: NCA, net of Trust Liabilities											

Noted By:

GRACE F. ESTILLORE  
Chief SRS, PCMD

Certified Correct:

SONIA P. CABANGON  
Chief Administrative Officer, FAD

Approved By:

DR. ENRICO C. PARINGIT  
Executive Director

**APPROPRIATIONS, OBLIGATIONS AND DISBURSEMENTS**

As of October 2022


(in thousand pesos)


**Department of Science and Technology**

**Philippine Council for Industry, Energy and Emerging Technology Research and Development**


Particulars	Available Appropriations	Allotment Releases		Obligations		Disbursements		
	Amount	Amount	% to Available Appropriations	Amount	% to Available Appropriations	Amount	% to Available Appropriations	% to Obligations
<b>PCIEERD</b>	<b>821,839</b>	<b>821,839</b>	<b>100%</b>	<b>595,737</b>	<b>72%</b>	<b>702,065</b>	<b>85%</b>	<b>118%</b>
<b>Current Year</b>	<b>820,287</b>	<b>820,287</b>	<b>100%</b>	<b>594,838</b>	<b>73%</b>	<b>621,703</b>	<b>76%</b>	<b>105%</b>
PS	78,206	78,206	100%	55,195	71%	54,248	69%	98%
MOOE	734,281	734,281	100%	533,379	73%	567,455	77%	106%
FinEx						0		
CO	7,800	7,800	100%	6,264	80%	0		0
<b>Continuing Appropriations</b>	<b>1552</b>	<b>1552</b>	<b>100%</b>	<b>899</b>	<b>106%</b>	<b>0</b>	<b>0</b>	<b>0</b>
PS						0		
MOOE	689	689	100%	57	8%	0	0	0
FinEx						0		
CO	863	863		842	98%	0		
<b>Accounts Payable</b>						<b>80,362</b>		
PS						636		
MOOE						78,769		
CO						957		

Prepared by:

  
**Marissa G. Dalay**  
Accountant III,  
OIC, Budget Section

  
**Marissa G. Dalay**  
Accountant III

Noted by:

  
**Sonia P. Cabangon**  
Chief Administrative Officer, FAD

Certified Correct:


  
**Dr. Enrico C. Paringit**  
Executive Director



DEPARTMENT OF SCIENCE AND TECHNOLOGY  
PHILIPPINE COUNCIL FOR INDUSTRY, ENERGY AND EMERGING TECHNOLOGY RESEARCH AND DEVELOPMENT (PCIEERD-DOST)  
REASONS FOR UNDER-SPENDING  
AS OF OCTOBER, 2022  
(In Thousand Pesos)

Program/Activity/Project (1)	Levels					Balance			Reasons/Issues Affecting Low Utilization of Funds (10)	Catch-up Plan
	Appropriations (2)	Allotment (3)	Obligations (4)	MDP (5)	Disbursements (6)	Allotment vs. Obligations (7)=(3-4)	Obligations vs. Disbursements (8)=(6-4)	MDP vs. Disbursements (9)=(6-5)		
TOTAL, Department or Agency	820,287	820,287	594,838	-	384,324	225,449	(210,514)	384,324		
I. General Management and Supervision	55,023	55,023	35,582	-	28,473	19,441	(7,109)	28,473		
General Administration and Support	55,023	55,023	35,582	-	28,473	19,441	(7,109)	28,473		
PS	32,399	32,399	19,586	-	14,648	12,813	(4,938)	14,648		
MOOE	14,824	14,824	9,732	-	7,561	5,992	(2,171)	7,561		
CO	7,800	7,800	6,264	-	6,264	-	-	-		
II. Operations	765,264	765,264	559,256	-	355,851	206,008	(203,405)	355,851		
National Industry, Energy and Emerging Technology Sectors R&D Program										
Development, integration and coordination of the National Research System for Industry, Energy and Emerging Technology Sectors	765,264	765,264	559,256	-	355,851	206,008	(203,405)	355,851		
PS	45,807	45,807	35,609	-	30,760	10,198	(4,849)	30,760		
MOOE	719,457	719,457	523,647	-	325,091	195,810	(198,556)	325,091		
CO			-	-	-	-	-	-		
Locally-Funded Projects										
Development and Enhancement of PCIEERD's Internal and Strategic Information Systems	-	-	-	-	-	-	-	-		
PS	-	-	-	-	-	-	-	-		
MOOE										
CO										


Prepared by:

  
**MARISSA G. DALAY**  
Accountant III,  
OIC, Budget Section

Noted by:

  
**MARISSA G. DALAY**  
Accountant III

Noted by:

  
**SONIA P. CABANGON**  
Chief Administrative Officer, FAD

Certified by:

  
**ENGR. NIÑALIZA H. ESCORIAL**  
Deputy Executive Director