

MONTHLY REPORT OF DISBURSEMENTS
For the month of September 2022

Department : DOST
 Agency/Entity : Philippine Council for Industry, Energy and Emerging Technology Research and Development
 Operating Unit : n/a
 Organization Code (UACS) : 19 013 0000000
 Fund Cluster : 01 - Regular Agency Fund
 (e.g. UACS Fund Cluster: 01-Regular Agency Fund, 02-Foreign Assisted Projects Fund, 03-Special Account-Locally Funded/Domestic Grants Fund, etc.)

PARTICULARS	CURRENT YEAR BUDGET				PRIOR YEAR'S BUDGET					GRAND TOTAL			Remarks		
	PS	MOOE	CO	TOTAL	CURRENT YEAR'S ACCOUNTS PAYABLE				TOTAL	SUB-TOTAL	PS	MOOE		TOTAL	
					PS	MOOE	CO	Sub-Total							
1	2	3	4	5= (2+3+4+5)	12	13	14	15= (12+13+14+15)	17=(11+16)	18=(6+17)	23	24	27=(23+24+25+26)	28	
CASH DISBURSEMENTS															
Notice of Cash Allocation (NCA)															
MDS Checks Issued	1,392,252.13	237,625.77	-	1,629,877.90	-	-	-	-	-	1,629,877.90	1,392,252.13	237,625.77	1,629,877.90		
Advice to Debit Account	2,798,309.91	153,591,689.41	-	156,389,999.32	-	-	-	-	-	156,389,999.32	2,798,309.91	153,591,689.41	156,389,999.32		
Notice of Transfer Allocations (NTA)															
MDS Checks Issued	-	-	-	-	-	-	-	-	-	-	-	-	-		
Advice to Debit Account	-	-	-	-	-	-	-	-	-	-	-	-	-		
Working Fund for FAPs	-	-	-	-	-	-	-	-	-	-	-	-	-		
Cash Disbursement Ceiling (CDC)	-	-	-	-	-	-	-	-	-	-	-	-	-		
TOTAL CASH DISBURSEMENTS	4,190,562.04	153,829,315.18	-	158,019,877.22	-	-	-	-	-	158,019,877.22	4,190,562.04	153,829,315.18	158,019,877.22		
NON-CASH DISBURSEMENTS															
Tax Remittance Advices Issued (TRA)	580,277.22	534,842.24	-	1,115,119.46	-	-	-	-	-	1,115,119.46	580,277.22	534,842.24	1,115,119.46		
Non-Cash Availment Authority (NCAA)	-	-	-	-	-	-	-	-	-	-	-	-	-		
Disbursements effected through outright deductions from claims (please specify...)	-	-	-	-	-	-	-	-	-	-	-	-	-		
Overpayment of expenses (e.g., personnel benefits)	-	-	-	-	-	-	-	-	-	-	-	-	-		
Restitution for loss of government property	-	-	-	-	-	-	-	-	-	-	-	-	-		
Liquidated damages and similar claims	-	-	-	-	-	-	-	-	-	-	-	-	-		
Others (TEF, BTI, Documentary Stamp Tax, etc.)	-	-	-	-	-	-	-	-	-	-	-	-	-		
TOTAL NON-CASH DISBURSEMENTS	580,277.22	534,842.24	-	1,115,119.46	-	-	-	-	-	1,115,119.46	580,277.22	534,842.24	1,115,119.46		
GRAND TOTAL	4,770,839.26	154,364,157.42	-	159,134,996.68	-	-	-	-	-	159,134,996.68	4,770,839.26	154,364,157.42	159,134,996.68		

SUMMARY:

	Previous Report	This month	As at Date
	As at August	As at September	
Total Disbursement Authorities Received			
NCA	617,041,000.00	49,829,000.00	666,870,000.00
Working Fund	-	-	-
TRA	7,018,365.64	1,115,119.46	8,133,485.10
CDC	-	-	-
NCAA	-	-	-
Less: Notice of Transfer of Allocations (NTA)* issued	-	-	-
Total Disbursement Authorities Available	624,059,365.64	50,944,119.46	675,003,485.10
Less:			
Lapsed NCA Disbursements	(516,248,016.00)	(159,134,996.68)	(675,383,012.68)
Less: Other Non-Cash Disbursements			
Disbursements effected through outright deductions from claims	-	-	-
Overpayment of expenses (e.g., personnel benefits)	-	-	-
Restitution for loss of government property	-	-	-
Liquidated damages and similar claims	-	-	-
Others (e.g., TEF, BTI, Docs Stamp, etc.)	-	-	-
Add/Less: Adjustments (e.g., cancelled/dated checks)	221,625.00	157,902.58	379,527.58
Balance of Disbursement Authorities as at date	108,032,974.64	(108,032,874.64)	-


	Previous Report	This month	As at Date
	As at August	As at September	
Total Disbursements Program	624,059,365.64	50,944,119.46	675,003,485.10
Less: * Actual Disbursements (Over)/Under spending	(516,248,016.00)	(159,134,996.68)	(675,383,012.68)
	107,811,349.64	(108,190,877.22)	(379,527.58)

Notes: * The use of NTA is discouraged
 ** Amounts should tally with the grand total disbursements (column 27).


Certified Correct:



MARISSA G. DALAY
 Chief Accountant
 Date:

Recommending Approval By:


SONIA P. CABANGON
 Chief Administrative Officer
 Date:

Approved By:


ENGR. NIÑALIZA H. ESCORIAL
 Deputy Executive Director
 Date:

COA-PCIEERD
REQUIRED
 OCT 20 2022
 BY: 
 H. P. C. C. C.