




DEPARTMENT OF SCIENCE AND TECHNOLOGY
 PHILIPPINE COUNCIL FOR INDUSTRY, ENERGY & EMERGING TECHNOLOGY RESEARCH & DEVELOPMENT (PCIERD)
 FINANCIAL PERFORMANCE REPORT
 AS OF APRIL, 2018
ALL FUNDS
 (in thousand pesos)

I. EXPENDITURES											
FUND SOURCES	FY 2018 APPROPRIATIONS (Full Year)	ALLOTMENT RECEIVED				OBLIGATIONS INCURRED				UTILIZATION RATE (%)	REMARKS
		PS	MOOE	CO	TOTAL	PS	MOOE	CO	TOTAL		
Current Year Budget	864,064.00	55,443.00	795,837.00	12,718.00	863,998.00	16,334.00	261,786.00	-	278,120.00	32%	
Agency/Special Budget	860,277.00	51,656.00	795,837.00	12,718.00	860,211.00	15,174.00	261,786.00	-	276,960.00	32%	
Special Purpose Fund	-	-	-	-	-	-	-	-	-	-	
Automatic Appropriations	3,787.00	3,787.00	-	-	3,787.00	1,160.00	-	-	1,160.00	31%	
TOTAL	864,064.00	55,443.00	795,837.00	12,718.00	863,998.00	16,334.00	261,786.00	-	278,120.00	32%	
OF WHICH:	768,524.00	-	768,524.00	-	768,524.00	-	207,068.00	-	207,068.00	27%	
Key Programs/Projects											
National Industry, Energy and Emerging Technology Sectors R&D Program	768,524.00		768,524.00		768,524.00		207,068.00		207,068.00	27%	
Outcome Indicator											
1. Percentage of priorities in the Harmonized National R&D Agenda addressed	90%										
2. Number of partnerships with public and private stakeholders and international organizations	20										
Outcome Indicator											
1. Number of projects funded	100										
2. Number of projects monitored	330										
3. Percentage of projects completed which are published in peer-reviewed journals, presented in national and/or international conferences, or with IP filed or approved.	50%										
II. DISBURSEMENTS											
DISBURSEMENT AUTHORITY	FY 2018 CASH PROGRAM		Disbursement Authorities Received/ Issuances	ACTUAL DISBURSEMENTS				Disbursement Rate (%)	REMARKS		
	FULL-YEAR	AS OF APR		PS	MOOE	CO	TOTAL				
	as of APR, 2018										
Notice of Cash Allocation (NCA) Current Year	859,472.00	284,742.00		14,947.00	216,709.00	-	231,656.00	84%			
Prior Year's AP				120.00	7,728.00	-	7,848.00				
Notice of Transfer of Allocation (NTA) Non-Cash Availment Authority	-										
Cash Disbursement Ceiling	-										
Tax Remittance Advice				1,432.00	1,340.00	-	2,772.00				
TOTAL	859,472.00	284,742.00		16,499.00	225,777.00	-	242,276.00				
Note: NCA, net of Trust Liabilities											

Noted By:

 GRACE F. ESTILLORE
 Chief SRS, PCMD

Certified Correct:

 SONIA P. CABANGON
 Chief Administrative Officer, FAD

Approved By:

 ENGR. RAUL C. SABULARSE
 Deputy Executive Director
 and OIC, Office of the Executive Director

DEPARTMENT OF SCIENCE AND TECHNOLOGY
PHILIPPINE COUNCIL FOR INDUSTRY, ENERGY & EMERGING TECHNOLOGY RESEARCH & DEVELOPMENT (PCIEERD)
FINANCIAL PERFORMANCE REPORT
AS OF MARCH, 2018
ALL FUNDS
(in thousand pesos)

I. EXPENDITURES											
FUND SOURCES	FY 2018 APPROPRIATIONS (Full Year)	ALLOTMENT RECEIVED				OBLIGATIONS INCURRED				UTILIZATION RATE (%)	REMARKS
		PS	MOOE	CO	TOTAL	PS	MOOE	CO	TOTAL		
Current Year Budget	864,064.00	55,443.00	795,837.00	12,718.00	863,998.00	12,401.00	212,205.00	-	224,606.00	26%	
Agency/Special Budget	860,277.00	51,656.00	795,837.00	12,718.00	860,211.00	11,528.00	212,205.00	-	223,733.00	26%	
Special Purpose Fund	-	-	-	-	-	-	-	-	-	-	
Automatic Appropriations	3,787.00	3,787.00	-	-	3,787.00	873.00	-	-	873.00	23%	
TOTAL	864,064.00	55,443.00	795,837.00	12,718.00	863,998.00	12,401.00	212,205.00	-	224,606.00	26%	
OF WHICH:	768,524.00	-	768,524.00	-	768,524.00	-	207,068.00	-	207,068.00	27%	
Key Programs/Projects											
National Industry, Energy and Emerging Technology Sectors R&D Program	768,524.00	-	768,524.00	-	768,524.00	-	207,068.00	-	207,068.00	27%	
Outcome Indicator											
1. Percentage of priorities in the Harmonized National R&D Agenda addressed	90%										
2. Number of partnerships with public and private stakeholders and international organizations	20										
Outcome Indicator											
1. Number of projects funded	100										
2. Number of projects monitored	330										
3. Percentage of projects completed which are published in peer-reviewed journals, presented in national and/or international conferences, or with IP filed or approved.	50%										
II. DISBURSEMENTS											
DISBURSEMENT AUTHORITY	FY 2018 CASH PROGRAM		Disbursement Authorities Received/ Issuances	ACTUAL DISBURSEMENTS				Disbursement Rate (%)	REMARKS		
	FULL-YEAR	AS OF MAR		PS	MOOE	CO	TOTAL				
				as of MARCH, 2018							
Notice of Cash Allocation (NCA)											
Current Year	859,472.00	213,324.00		10,943.00	194,231.00	-	205,174.00	100%			
Prior Year's AP				120.00	7,662.00	-	7,782.00				
Notice of Transfer of Allocation (NTA)											
Non-Cash Availment Authority	-										
Cash Disbursement Ceiling	-										
Tax Remittance Advice				1,098.00	1,207.00	-	2,305.00				
TOTAL	859,472.00	213,324.00		12,161.00	203,100.00	-	215,261.00				
Note: NCA, net of Trust Liabilities											

Noted By:

Grace F. Estillore
GRACE F. ESTILLORE
Chief SRS, PCMD

Certified Correct:

Sonia P. Cabangon
SONIA P. CABANGON
Chief Administrative Officer, FAD

Approved By:

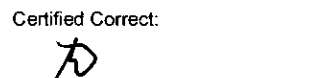
Edna C. Nacienceno
EDNA C. NACIENCENO
Chief Science Research Specialist, ETDD
and OIC, Office of the Executive Director


DEPARTMENT OF SCIENCE AND TECHNOLOGY
PHILIPPINE COUNCIL FOR INDUSTRY, ENERGY & EMERGING TECHNOLOGY RESEARCH & DEVELOPMENT (PCIEERD)
FINANCIAL PERFORMANCE REPORT
AS OF FEBRUARY, 2018
ALL FUNDS
(in thousand pesos)

I. EXPENDITURES											
FUND SOURCES	FY 2018 APPROPRIATIONS (Full Year)	ALLOTMENT RECEIVED				OBLIGATIONS INCURRED				UTILIZATION RATE (%)	REMARKS
		PS	MOOE	CO	TOTAL	PS	MOOE	CO	TOTAL		
Current Year Budget	864,064.00	55,443.00	795,837.00	12,718.00	863,998.00	8,013.00	78,192.00	-	86,205.00	10%	
Agency/Special Budget	860,277.00	51,656.00	795,837.00	12,718.00	860,211.00	7,431.00	78,192.00	-	85,623.00	10%	
Special Purpose Fund	-	-	-	-	-	-	-	-	-	-	
Automatic Appropriations	3,787.00	3,787.00	-	-	3,787.00	582.00	-	-	582.00	15%	
TOTAL	864,064.00	55,443.00	795,837.00	12,718.00	863,998.00	8,013.00	78,192.00	-	86,205.00	10%	
OF WHICH:	768,524.00	-	768,524.00	-	768,524.00	-	75,287.00	-	75,287.00	10%	
Key Programs/Projects											
National Industry, Energy and Emerging Technology Sectors R&D Program	768,524.00		768,524.00		768,524.00		75,287.00		75,287.00	10%	
Outcome Indicator											
1. Percentage of priorities in the Harmonized National R&D Agenda addressed	90%										
2. Number of partnerships with public and private stakeholders and international organizations	20										
Outcome Indicator											
1. Number of projects funded	100										
2. Number of projects monitored	330										
3. Percentage of projects completed which are published in peer-reviewed journals, presented in national and/or international conferences, or with IP filed or approved.	50%										
II. DISBURSEMENTS											
DISBURSEMENT AUTHORITY	FY 2018 CASH PROGRAM		Disbursement Authorities Received/ Issuances	ACTUAL DISBURSEMENTS				Disbursement Rate (%)	REMARKS		
	FULL-YEAR	AS OF FEB		PS	MOOE	CO	TOTAL				
				as of FEBRUARY, 2018							
Notice of Cash Allocation (NCA)											
Current Year	859,472.00	142,216.00		7,128.00	59,606.00	-	66,734.00	53%			
Prior Year's AP				120.00	7,387.00	-	7,507.00				
Notice of Transfer of Allocation (NTA)											
Non-Cash Availment Authority	-										
Cash Disbursement Ceiling	-										
Tax Remittance Advice				750.00	914.00	-	1,664.00				
TOTAL	859,472.00	142,216.00		7,998.00	67,907.00	-	75,905.00				
Note: NCA, net of Trust Liabilities											

Noted By:

GRACE F. ESTILLORE
Chief SRS, PCMD

Certified Correct:

SONIA P. CABANGON
Chief Administrative Officer, FAD/6

Approved By:

ENGR. RAUL C. SABULARSE
Deputy Executive Director
and OIC, Office of the Executive Director

DEPARTMENT OF SCIENCE AND TECHNOLOGY
PHILIPPINE COUNCIL FOR INDUSTRY, ENERGY & EMERGING TECHNOLOGY RESEARCH & DEVELOPMENT (PCIEERD)
FINANCIAL PERFORMANCE REPORT
AS OF JANUARY, 2018
ALL FUNDS
(in thousand pesos)

I. EXPENDITURES											
FUND SOURCES	FY 2018 APPROPRIATIONS (Full Year)	ALLOTMENT RECEIVED				OBLIGATIONS INCURRED				UTILIZATION RATE (%)	REMARKS
		PS	MOOE	CO	TOTAL	PS	MOOE	CO	TOTAL		
Current Year Budget	864,064.00	55,443.00	795,837.00	12,718.00	863,998.00	3,787.00	30,558.00	-	34,345.00	4%	
Agency/Special Budget	860,277.00	51,656.00	795,837.00	12,718.00	860,211.00	3,502.00	30,558.00	-	34,060.00	4%	
Special Purpose Fund	-	-	-	-	-	-	-	-	-	-	
Automatic Appropriations	3,787.00	3,787.00	-	-	3,787.00	285.00	-	-	285.00	8%	
TOTAL	864,064.00	55,443.00	795,837.00	12,718.00	863,998.00	3,787.00	30,558.00	-	34,345.00	4%	
OF WHICH:	768,524.00	-	768,524.00	-	768,524.00	-	29,333.00	-	29,333.00	4%	
Key Programs/Projects											
National Industry, Energy and Emerging Technology Sectors R&D Program	768,524.00		768,524.00		768,524.00		29,333.00		29,333.00	4%	
Outcome Indicator											
1. Percentage of priorities in the Harmonized National R&D Agenda addressed	90%										
2. Number of partnerships with public and private stakeholders and international organizations	20										
Outcome Indicator											
1. Number of projects funded	100										
2. Number of projects monitored	330										
3. Percentage of projects completed which are published in peer-reviewed journals, presented in national and/or international conferences, or with IP filed or approved.	50%										
II. DISBURSEMENTS											
DISBURSEMENT AUTHORITY	FY 2018 CASH PROGRAM		Disbursement Authorities Received/ Issuances	ACTUAL DISBURSEMENTS				Disbursement Rate (%)	REMARKS		
	FULL-YEAR	AS OF JAN		PS	MOOE	CO	TOTAL				
Notice of Cash Allocation (NCA)											
Current Year	859,472.00	71,108.00		2,650.00	16,590.00	-	19,240.00	35%			
Prior Year's AP				120.00	4,680.00	-	4,800.00				
Notice of Transfer of Allocation (NTA)											
Non-Cash Availment Authority	-										
Cash Disbursement Ceiling	-										
Tax Remittance Advice				370.00	701.00	-	1,071.00				
TOTAL	859,472.00	71,108.00		3,140.00	21,971.00	-	25,111.00				
Note: NCA, net of Trust Liabilities											

Noted By:

GRACE F. ESTILLORE
Chief SRS, PCMD

Certified Correct:

SONIA P. CABANGON
Chief Administrative Officer, FAD

Approved By:

ENGR. RAUL C. SABULARSE
Deputy Executive Director
and OIC, Office of the Executive Director