

**FORM A**  
**DEPARTMENT PERFORMANCE ACCOMPLISHMENT**  
 FY 2018

**DEPARTMENT/AGENCY:** Philippine Council for Industry, Energy and Emerging Technology Research and Development (PCIEERD)

MFOs AND PERFORMANCE INDICATORS  (1)	DEPARTMENT FY 2017 ACTUAL ACCOMPLISH- MENT (2)	DEPARTMENT FY 2018 TARGET (3)	RESPONSIBLE BUREAUS/ OFFICES (5)	DEPARTMENT FY 2018 ACTUAL ACCOMPLISH- MENT (6)	ACCOM- PLISHMENT RATE (7)	REMARKS (8)
<b>Major Final Outputs (MFOs) / Operations</b>						
<b>MFO 1: Industry, Energy and Emerging Technology Research and Development Policy Services</b>						
<b>2017 Budget: P63,889,000</b>						
No. of policy advisories provided	25	N/A	PCIEERD	N/A	N/A	
Average percentage of policy advisories rated satisfactory or better	94%	N/A	PCIEERD	N/A	N/A	
Percentage of policy advisories that have been updated, issued and disseminated within the last three (3) years	90%	N/A	PCIEERD	N/A	N/A	
<b>MFO 2: Research and Development Management Services for Industry, Energy and Emerging Technology</b>						
<b>2017 Budget: P639,898,000</b>						
<b>Performance Indicator 1:</b>						
Number of proposals evaluated	1,235	N/A	PCIEERD	N/A	N/A	-
Percentage of projects recommended for approval that subsequently received funding through the governing council/ EXECOM	111%	N/A	PCIEERD	N/A	N/A	
Percentage of Project proposals acted upon within 4 months	100%	N/A	PCIEERD	N/A	N/A	
<b>Performance Indicator 2:</b>						

<b>MFOs AND PERFORMANCE INDICATORS</b>	<b>DEPARTMENT FY 2017 ACTUAL ACCOMPLISHMENT</b>	<b>DEPARTMENT FY 2018 TARGET</b>	<b>RESPONSIBLE BUREAUS/OFFICES</b>	<b>DEPARTMENT FY 2018 ACTUAL ACCOMPLISHMENT</b>	<b>ACCOMPLISHMENT RATE</b>	<b>REMARKS</b>
(1)	(2)	(3)	(5)	(6)	(7)	(8)
Number of ongoing projects monitored	296	N/A	PCIEERD	N/A	N/A	
Percentage of projects completed within the past four years that are published in recognized journals or utilized by the industry	100%	N/A	PCIEERD	N/A	N/A	
Percentage of monitored projects reviewed within the year	100%	N/A	PCIEERD	N/A	N/A	
<b>Program:</b> National Industry, Energy and Emerging Technology Sectors R&D Program						
<b>Organizational Outcome:</b> Increased benefits to Filipinos from scientific knowledge and technological innovations for productivity and competitiveness						
<b>2018 Budget: P768,524,000</b>						
<b>Output Indicators</b>						
Number of projects funded	N/A	100	PCIEERD	179	179%	The figure includes DOST and PCIEERD funded projects.  PCIEERD – GIA – 140 DOST – GIA - 39
Number of projects monitored	N/A	330	PCIEERD	234	71%	There are 332 ongoing projects of the Council as of 31 October 2018.
Percentage of projects completed which are published in peer-reviewed journals,	N/A	50%	PCIEERD	56%	112%	Out of 307 completed projects from 2014 – 2017


MFOs AND PERFORMANCE INDICATORS  (1)	DEPARTMENT FY 2017 ACTUAL ACCOMPLISHMENT  (2)	DEPARTMENT FY 2018 TARGET  (3)	RESPONSIBLE BUREAUS/OFFICES  (5)	DEPARTMENT FY 2018 ACTUAL ACCOMPLISHMENT  (6)	ACCOMPLISHMENT RATE  (7)	REMARKS  (8)
presented in national and/or international conferences, or with IP filed or approved						there were 150 projects with publication in peer-reviewed journals, presented in national and/or international conferences, or with IP filed or approved technologies.
<b>Outcome Indicators</b>						
Percentage of priorities in the Harmonized National R&D agenda (HNRDA) addressed	N/A	90%	PCIEERD	100%	111%	
Number of partnerships with public and private stakeholders and international organizations	N/A	20	PCIEERD	97	485%	The figure comprises 54 Higher Education Institutes (HEIs) and 43 local and international public and private organizations.
<b>STO (2)</b>						
<b>2018 Budget</b>						
a. QMS Certification or Operations Manual	Certified ISO9001:2015 by TUV Rheinland	Re – certification for	PCIEERD	Re – certified for ISO9001:2015 by TUV Rheinland	100%	

<b>MFOs AND PERFORMANCE INDICATORS</b>	<b>DEPARTMENT FY 2017 ACTUAL ACCOMPLISHMENT</b>	<b>DEPARTMENT FY 2018 TARGET</b>	<b>RESPONSIBLE BUREAUS/ OFFICES</b>	<b>DEPARTMENT FY 2018 ACTUAL ACCOMPLISHMENT</b>	<b>ACCOMPLISHMENT RATE</b>	<b>REMARKS</b>
(1)	(2)	(3)	(5)	(6)	(7)	(8)
		ISO9001:2015 by TUV Rheinland				
b. No. of information systems maintained and new per ISSP	17	21	PCIEERD	21	100%	
<b>GASS<sup>(3)</sup></b>						
<b>2018 Budget</b>						
<b>A. BUR</b>						
A1. Obligations BUR	98.5%	100%	PCIEERD	77%	77%	The last quarter update will be submitted on January 2019
A2. Disbursement BUR	96.3%	100%	PCIEERD	95%	95%	The last quarter update will be submitted on January 2019
<b>B. Submission of PFM to COA and DBM</b>						
B1. BFAR	100%	100%	PCIEERD	75%	75%	The last quarter update will be submitted on January 2019
B2. Report on Ageing Cash Advance	100%	100%	PCIEERD	75%	75%	The last quarter update will be submitted on January 2019
B3. COA Financial Reports	100%	100%	PCIEERD	-	-	The last quarter update will be submitted on January 2019
<b>C. APCPI</b>	100%	100%	PCIEERD	-	-	The last quarter

MFOs AND PERFORMANCE INDICATORS (1)	DEPARTMENT FY 2017 ACTUAL ACCOMPLISHMENT (2)	DEPARTMENT FY 2018 TARGET (3)	RESPONSIBLE BUREAUS/OFFICES (5)	DEPARTMENT FY 2018 ACTUAL ACCOMPLISHMENT (6)	ACCOMPLISHMENT RATE (7)	REMARKS (8)
						update will be submitted on January 2019
<i>D. Submission of APP</i>	100%	100%	PCIEERD	-	-	The last quarter update will be submitted on January 2019


\*as of October 31, 2018

Prepared by:

  
MS. TONY ROSE C. TUMANENG  
 PO II, PCMD


\_\_\_\_\_ Date

Noted by:

  
MR. ISIDRO V. QUERUBIN, JR.  
 Budget Officer

\_\_\_\_\_ Date

Approved by:

  
ENGR. RAUL C. SABULARSE  
 Deputy Executive Director and  
 Officer-In-Charge, Office of the Executive Director

\_\_\_\_\_ Date

