



SUMMARY OF APPROPRIATIONS, ALLOTMENTS, OBLIGATIONS, DISBURSEMENTS AND BALANCES BY OBJECT OF EXPENDITURES
As of the Quarter Ending September 30, 2016


Department : DEPARTMENT OF SCIENCE AND TECHNOLOGY
 Agency : PHIL. COUNCIL FOR INDUSTRY, ENERGY & EMERGING TECHNOLOGY RESEARCH & DEV'T.
 Operating Unit : _____
 Organization Code (UACS) : _____
 Funding Source Code (as clustered) : _____ 101
 (e.g. Old Fund Code: 101,102, 151)


Current Year Appropriations
Supplemental Appropriations
Continuing Appropriations

Particulars	UACS CODE	Current Year Obligations					Current Year Disbursements					Balances			
		1st Quarter	2nd Quarter	3rd Quarter	4th Quarter	Total	1st Quarter	2nd Quarter	3rd Quarter	4th Quarter	Total	Unreleased Appropriations	Unobligated Allotment	Unpaid Obligations (15-20) = (23+24)	
		Ending March 31	Ending June 30	Ending Sept. 30	Ending Dec. 31		Ending March 31	Ending June 30	Ending Sept. 30	Ending Dec. 31				Due and Demandable	Net Yet Due and Demandable
1	2	11	12	13	14	15=(11+12+13+14)	16	17	18	19	20=(16+17+18+19)	21=(5-10)	22=(10-15)	23	24
SUMMARY															
A. AGENCY SPECIFIC BUDGET															
Personnel Services		60,226,049.12	133,495,847.81	196,485,408.49		390,207,305.42	60,226,049.12	133,495,847.81	196,485,408.49	-	390,207,305.42		296,488,695	-	-
MOOE		10,687,166.65	9,874,383.85	9,395,018.73		29,956,569.23	10,687,166.65	9,874,383.85	9,395,018.73		29,956,569.23		14,233,430.77	-	-
Capital Outlay		49,538,882.47	123,036,963.96	185,518,611.84		358,094,458.27	49,538,882.47	123,036,963.96	185,518,611.84		358,094,458.27		280,297,541.73	-	-
TOTAL NEW APPROPRIATIONS		60,226,049.12	133,495,847.81	196,485,408.49		390,207,305.42	60,226,049.12	133,495,847.81	196,485,408.49		390,207,305.42		296,488,694.58	-	-
B. AUTOMATIC APPROPRIATIONS															
Retirement and Life Insurance Premium		155,909.88	172,757.04	167,428.75		496,095.67	155,909.88	172,757.04	167,428.75		496,095.67		2,693,904.33	-	-
Specify allotment class/object of expenditures		155,909.88	172,757.04	167,428.75		496,095.67	155,909.88	172,757.04	167,428.75		496,095.67		2,693,904.33	-	-
Customs Duties and Taxes															
Specify allotment class/object of expenditures															
C. SPECIAL PURPOSE FUNDS															
Miscellaneous Personnel Benefits Fund		-	2,296,730.00	1,496,854.20	-	3,793,584.20	-	2,296,730.00	1,496,854.20	-	3,793,584.20		3,935,464.80	-	-
Salary Deficiency													2,389,000.00	-	-
RLIP													287,000.00	-	-
Mid-year Bonus			2,296,730.00			2,296,730.00		2,296,730.00			2,296,730.00		123,598.00	-	-
Year-end Bonus													199,000.00	-	-
Performance Based Bonus				862,450.00		862,450.00			862,450.00		862,450.00		-	-	-
Philhealth contributions													2,000.00	-	-
Step Increment													6,000.00	-	-
MC Benefits															
Hazard															
Longevity															
Pension and Gratuity Fund				634,404.20		634,404.20			634,404.20		634,404.20		928,866.80	-	-
Terminal Leave Benefits													915,790.00	-	-
Monetization of VL/SL				634,404.20		634,404.20			634,404.20		634,404.20		13,076.80	-	-
GRAND TOTAL		60,381,959.00	135,965,334.85	198,149,691.44		394,496,985.29	60,381,959.00	135,965,334.85	198,149,691.44		394,496,985.29		303,118,063.71	-	-

Certified Correct:

ISIDRO V. QUERUBN JR.
 Administrative Officer V
 Date: _____

Certified Correct:

MARISSA G. DALAY
 Accountant III
 Date: _____

Recommending Approval:

ALEX R. GESMUNDO
 Administrative Officer V and
 OIC, Chief FAD
 Date: _____




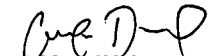
Approved By:

ERMIE M. BACARRA
 Chief SRS, HRIDD and
 OIC, Office of the Deputy Executive Director
 Date: _____

SUMMARY OF APPROPRIATIONS, ALLOTMENTS, OBLIGATIONS, DISBURSEMENTS AND BALANCES BY OBJECT OF EXPENDITURES
As of the Quarter Ending June 30, 2016

Department : **DEPARTMENT OF SCIENCE AND TECHNOLOGY**
 Agency : **PHIL. COUNCIL FOR INDUSTRY, ENERGY & EMERGING TECHNOLOGY RESEARCH & DEV'T.**
 Operating Unit :
 Organization Code (UACS) : **19 013 0000000 (G0785)**
 Funding Source Code (as clustered) : **01 1 01 406**

	Current Year Appropriations
	Supplemental Appropriations
	Continuing Appropriations

Particulars	UACS CODE	Appropriations			Allotments					Balances				
		Authorized Appropriation	Adjustments (Transfer To)/From, Realignment)	Adjusted Appropriations	Allotments Received	Adjustments (Withdrawal, Realignment)	Transfer To	Transfer From	Adjusted Total Allotments	Unreleased Appropriations	Unobligated Allotment	Unpaid Obligations (15-20) = (23+24)		
												Due and Demandable	Not Yet Due and Demandable	
1	2	3	4	5=(3+4)	6	7	8	9	10=[(6+(-)7)-8+9]	21=(5-10)	22=(10-15)	23	24	
SUMMARY														
A. AGENCY SPECIFIC BUDGET		686,896,000		686,896,000	686,896,000				686,896,000		493,442,551			
Personnel Services		44,190,000.00		44,190,000.00	44,190,000.00				44,190,000.00		23,603,413.31			
MOOE		638,592,000.00		638,592,000.00	638,592,000.00				638,592,000.00		466,393,638.16			
Capital Outlay		4,114,000.00		4,114,000.00	4,114,000.00				4,114,000.00		3,445,500.00			
TOTAL NEW APPROPRIATIONS		686,896,000.00		686,896,000.00	686,896,000.00				686,896,000.00		493,442,551.47			
B. AUTOMATIC APPROPRIATIONS		3,190,000.00		3,190,000.00	3,190,000.00				3,190,000.00		1,575,142.00			
Retirement and Life Insurance Premium		3,190,000.00		3,190,000.00	3,190,000.00				3,190,000.00		1,575,142.00			
Specify allotment class/object of expenditures														
Customs Duties and Taxes														
Specify allotment class/object of expenditures														
C. SPECIAL PURPOSE FUNDS		5,303,328.00		5,303,328.00	2,393,328.00				2,393,328.00	2,910,000.00	96,598.00			
Miscellaneous Personnel Benefits Fund		5,303,328.00		5,303,328.00	2,393,328.00				2,393,328.00	2,910,000.00	96,598.00			
Salary Deficiency		2,389,000.00		2,389,000.00	1,001,000.00				1,001,000.00	1,388,000.00	1,001,000.00			
RLIP		287,000.00		287,000.00	143,000.00				143,000.00	144,000.00	143,000.00			
Year-end Bonus		199,000.00		199,000.00	199,000.00				199,000.00	-	199,000.00			
Mid-year Bonus		2,420,328.00		2,420,328.00	1,042,328.00				1,042,328.00	1,378,000.00	(1,254,402.00)			
Philhealth contributions		2,000.00		2,000.00	2,000.00				2,000.00	-	2,000.00			
Step Increment		6,000.00		6,000.00	6,000.00				6,000.00	-	6,000.00			
MC Benefits														
Hazard														
Longevity														
Pension and Gratuity Fund														
Terminal Leave Benefits														
Monetization of VL/SL														
GRAND TOTAL		695,389,328.00		695,389,328.00	692,479,328.00				692,479,328.00	2,910,000.00	495,114,291.47			





Certified Correct:  ISIDRO V. QUERUBN JR. Administrative Officer V Date:	Certified Correct:  MARISSA G. DALAY Accountant III Date:	Recommending Approval:  RAUL C. SABULARSE Deputy Executive Director Date:	Approved By:  CARLOS PRIMO C. DAVID, Ph.D. Executive Director Date:
---	---	---	---

**SUMMARY OF APPROPRIATIONS, ALLOTMENTS, OBLIGATIONS, DISBURSEMENTS AND BALANCES BY OBJECT OF EXPENDITURES
As of the Quarter Ending June 30, 2016**

Department : **DEPARTMENT OF SCIENCE AND TECHNOLOGY**
 Agency : **PHIL. COUNCIL FOR INDUSTRY, ENERGY & EMERGING TECHNOLOGY RESEARCH & DEV'T.**
 Operating Unit :
 Organization Code (UACS) : **19 013 0000000 (G0785)**
 Funding Source Code (as clustered) : **01 1 01 406**

	Current Year Appropriations
	Supplemental Appropriations
	Continuing Appropriations

Particulars	UACS CODE	Current Year Obligations					Current Year Disbursements					Balances				
		1st Quarter	2nd Quarter	3rd Quarter	4th Quarter	Total	1st Quarter	2nd Quarter	3rd Quarter	4th Quarter	Total	Unreleased Appropriations	Unobligated Allotment	Unpaid Obligations (15-20) = (23+24)		
		Ending March 31	Ending June 30	Ending Sept. 30	Ending Dec. 31		Ending March 31	Ending June 30	Ending Sept. 30	Ending Dec. 31				Due and Demandable	Not Yet Due and Demandable	
1	2	11	12	13	14	15=(11+12+13+14)	16	17	18	19	20=(16+17+18+19)	21=(5-10)	22=(10-15)	23	24	
SUMMARY																
A. AGENCY SPECIFIC BUDGET																
Personnel Services		47,859,862.17	145,593,586.36			193,453,448.53	41,133,287.32	152,320,161.21			193,453,448.53		493,442,551	-	-	
MOOE		10,755,166.65	9,831,420.04			20,586,586.69	10,755,166.65	9,831,420.04			20,586,586.69		23,603,413.31	-	-	
Capital Outlay		37,104,695.52	135,093,666.32			172,198,361.84	30,378,120.67	141,820,241.17			172,198,361.84		466,393,638.16	-	-	
TOTAL NEW APPROPRIATIONS		47,859,862.17	145,593,586.36			193,453,448.53	41,133,287.32	152,320,161.21			193,453,448.53		493,442,551.47	-	-	
B. AUTOMATIC APPROPRIATIONS																
Retirement and Life Insurance Premium		827,828.40	787,029.60			1,614,858.00	827,828.40	787,029.60			1,614,858.00		1,575,142.00			
Specify allotment class/object of expenditures																
Customs Duties and Taxes																
Specify allotment class/object of expenditures																
C. SPECIAL PURPOSE FUNDS																
Miscellaneous Personnel Benefits Fund		-	2,296,730.00	-	-	2,296,730.00	-	2,296,730.00			2,296,730.00	2,910,000.00	96,598.00			
Salary Deficiency						-					-	1,388,000.00	1,001,000.00			
RLIP						-					-	144,000.00	143,000.00			
Year-end Bonus						-					-	-	199,000.00			
Mid-year Bonus			2,296,730.00			2,296,730.00		2,296,730.00			2,296,730.00	1,378,000.00	(1,254,402.00)			
Philhealth contributions						-					-	-	2,000.00			
Step Increment						-					-	-	6,000.00			
MC Benefits																
Hazard																
Longevity																
Pension and Gratuity Fund																
Terminal Leave Benefits																
Monetization of VL/SL																
GRAND TOTAL		48,687,690.57	148,677,345.96	-	-	197,365,036.53	41,961,115.72	155,403,920.81	-	-	197,365,036.53	2,910,000.00	495,114,291.47	-	-	




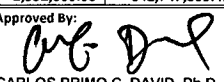
Certified Correct:  ISIDRO V. QUERUBN JR. Administrative Officer V Date:	Certified Correct:  MARISSA G. DALAY Accountant III Date:	Recommending Approval:  RAUL C. SABULARSE Deputy Executive Director Date:	Approved By:  CARLOS PRIMO C. DAVID, Ph.D. Executive Director Date:
--	---	---	---

FAR No. 1-A

SUMMARY OF APPROPRIATIONS, ALLOTMENTS, OBLIGATIONS, DISBURSEMENTS AND BALANCES BY OBJECT OF EXPENDITURES
As of the Quarter Ending March 31, 2016

Department : DEPARTMENT OF SCIENCE AND TECHNOLOGY
 Agency : PHIL. COUNCIL FOR INDUSTRY, ENERGY & EMERGING TECHNOLOGY RESEARCH & DEV'T.
 Operating Unit : _____
 Organization Code (UACS) : _____
 Funding Source Code (as clustered) : _____ 101
 (e.g. Old Fund Code: 101,102, 151)

	Current Year Appropriations
	Supplemental Appropriations
	Continuing Appropriations





Particulars	UACS CODE	Appropriations			Allotments					Balances			
		Authorized Appropriation	Adjustments (Transfer To)/From, Realignment)	Adjusted Appropriations	Allotments Received	Adjustments (Withdrawal, Realignment)	Transfer To	Transfer From	Adjusted Total Allotments	Unreleased Appropriations	Unobligated Allotment	Unpaid Obligations (15-20) = (23+24)	
												Due and Demandable	Not Yet Due and Demandable
1	2	3	4	5=(3+4)	6	7	8	9	10-[(6+ (-)7 -8+9]	21=(5-10)	22=(10-15)	23	24
SUMMARY													
A. AGENCY SPECIFIC BUDGET		686,896,000		686,896,000	686,896,000				686,896,000		639,034,638	6,726,574.85	
Personnel Services		44,190,000.00		44,190,000.00	44,190,000.00				44,190,000.00		33,434,833.35	-	
MOOE		638,592,000.00		638,592,000.00	638,592,000.00				638,592,000.00		601,485,804.48	6,726,574.85	
Capital Outlay		4,114,000.00		4,114,000.00	4,114,000.00				4,114,000.00		4,114,000.00	-	
TOTAL NEW APPROPRIATIONS		686,896,000.00		686,896,000.00	686,896,000.00				686,896,000.00		639,034,637.83	6,726,574.85	
B. AUTOMATIC APPROPRIATIONS		3,190,000.00		3,190,000.00	3,190,000.00				3,190,000.00		2,362,171.60		
Retirement and Life Insurance Premium		3,190,000.00		3,190,000.00	3,190,000.00				3,190,000.00		2,362,171.60		
Specify allotment class/object of expenditures													
Customs Duties and Taxes													
Specify allotment class/object of expenditures													
C. SPECIAL PURPOSE FUNDS		2,883,000.00		2,883,000.00	1,351,000.00				1,351,000.00	1,532,000.00	1,351,000.00		
Miscellaneous Personnel Benefits Fund		2,883,000.00		2,883,000.00	1,351,000.00				1,351,000.00	1,532,000.00	1,351,000.00		
Salary Deficiency		2,389,000.00		2,389,000.00	1,001,000.00				1,001,000.00	1,388,000.00	1,001,000.00		
RLIP		287,000.00		287,000.00	143,000.00				143,000.00	144,000.00	143,000.00		
Year-end Bonus		199,000.00		199,000.00	199,000.00				199,000.00	-	199,000.00		
Philhealth contributions		2,000.00		2,000.00	2,000.00				2,000.00	-	2,000.00		
Step Increment		6,000.00		6,000.00	6,000.00				6,000.00	-	6,000.00		
MC Benefits													
Hazard													
Longevity													
Pension and Gratuity Fund													
Terminal Leave Benefits													
Monetization of VL/SL													
GRAND TOTAL		692,969,000.00		692,969,000.00	691,437,000.00	-	-	-	691,437,000.00	1,532,000.00	642,747,809.43	6,726,574.85	
Certified Correct:		Certified Correct:			Recommending Approval:				Approved By:				
													
ISIDRO V. QUERUBN JR.		MARISSA G. DALAY			RAUL C. SABULARSE				CARLOS PRIMO C. DAVID, Ph.D.				
Administrative Officer V		Accountant III			Deputy Executive Director				Executive Director				
Date:		Date: 4/28/16			Date: 4-29-16				Date:				


FAR No. 1-A

SUMMARY OF APPROPRIATIONS, ALLOTMENTS, OBLIGATIONS, DISBURSEMENTS AND BALANCES BY OBJECT OF EXPENDITURES
As of the Quarter Ending March 31, 2016

Department : **DEPARTMENT OF SCIENCE AND TECHNOLOGY**
 Agency : **PHIL. COUNCIL FOR INDUSTRY, ENERGY & EMERGING TECHNOLOGY RESEARCH & DEV'T.**
 Operating Unit : _____
 Organization Code (UACS) : _____
 Funding Source Code (as clustered) : _____ 101
 (e.g. Old Fund Code: 101,102, 151)

	Current Year Appropriations
	Supplemental Appropriations
	Continuing Appropriations

Particulars	UACS CODE	Current Year Obligations					Current Year Disbursements					Balances			
		1st Quarter	2nd Quarter	3rd Quarter	4th Quarter	Total	1st Quarter	2nd Quarter	3rd Quarter	4th Quarter	Total	Unreleased Appropriations	Unobligated Allotment	Unpaid Obligations (15-20) = (23+24)	
		Ending March 31	Ending June 30	Ending Sept. 30	Ending Dec. 31		Ending March 31	Ending June 30	Ending Sept. 30	Ending Dec. 31				Due and Demandable	Not Yet Due and Demandable
1	2	11	12	13	14	15=(11+12+13+14)	16	17	18	19	20=(16+17+18+19)	21=(5-10)	22=(10-15)	23	24
SUMMARY															
A. AGENCY SPECIFIC BUDGET															
Personnel Services		47,861,362				47,861,362	41,134,787				41,134,787		639,034,638	6,726,574.85	
MOOE		10,755,166.65				10,755,166.65	10,755,166.65				10,755,166.65		33,434,833.35	-	
Capital Outlay		37,106,195.52				37,106,195.52	30,379,620.67				30,379,620.67		601,485,804.48	6,726,574.85	
TOTAL NEW APPROPRIATIONS		47,861,362.17				47,861,362.17	41,134,787.32				41,134,787.32		639,034,637.83	6,726,574.85	
B. AUTOMATIC APPROPRIATIONS															
Retirement and Life Insurance Premium		827,828.40				827,828.40	827,828.40				827,828.40		2,362,171.60		
Specify allotment class/object of expenditures		827,828.40				827,828.40	827,828.40				827,828.40		2,362,171.60		
Customs Duties and Taxes															
Specify allotment class/object of expenditures															
C. SPECIAL PURPOSE FUNDS															
Miscellaneous Personnel Benefits Fund												1,532,000.00	1,351,000.00		
Salary Deficiency												1,388,000.00	1,001,000.00		
RLIP												144,000.00	143,000.00		
Year-end Bonus												-	199,000.00		
Philhealth contributions												-	2,000.00		
Step Increment												-	6,000.00		
MC Benefits															
Hazard															
Longevity															
Pension and Gratuity Fund															
Terminal Leave Benefits															
Monetization of VL/SL															
GRAND TOTAL		48,689,190.57				48,689,190.57	41,962,615.72				41,962,615.72	1,532,000.00	642,747,809.43	6,726,574.85	
Certified Correct:		Certified Correct:					Recommending Approval:					Approved By:			
 ISIDRO V. QUERUBN JR.		 MARISSA G. DALAY					 RAUL C. SABULARSE					 CARLOS PRIMO C. DAVID, Ph.D.			
Administrative Officer V Date:		Accountant Date: 4/29/16					Deputy Executive Director Date: 7-28-16					Executive Director Date:			




Oed-042916-503


SUMMARY OF APPROPRIATIONS, ALLOTMENTS, OBLIGATIONS, DISBURSEMENTS AND BALANCES BY OBJECT OF EXPENDITURES
As of the Quarter Ending December 31, 2016


Department : DEPARTMENT OF SCIENCE AND TECHNOLOGY
 Agency : PHILIPPINE COUNCIL FOR INDUSTRY, ENERGY & EMERGING TECHNOLOGY RESEARCH & DEVT.
 Operating Unit :
 Organization Code (UACS) :
 Funding Source Code (as clustered) : 101
 (e.g. Old Fund Code: 101,102, 151)


	Current Year Appropriations
	Supplemental Appropriations
	Continuing Appropriations

Particulars	UACS CODE	Appropriations			Allotments					Balances			
		Authorized Appropriation	Adjustments (Transfer (to)/from, Realignment)	Adjusted Appropriations	Allotments Received	Adjustments (Withdrawal, Realignment)	Transfer To	Transfer From	Adjusted Total Allotments	Unreleased Appropriations	Unobligated Allotment	Unpaid Obligations (15-20) = (23+24)	
1	2	3	4	5=(3+4)	6	7	8	9	10=({6+(-17)-8+9})	21=(5-10)	22=(10-15)	23	24
SUMMARY													
A. AGENCY SPECIFIC BUDGET		686,896,000		686,896,000	686,896,000				686,896,000		8,827,535	112,394,145.61	
Personnel Services		44,190,000.00		44,190,000.00	44,190,000.00	1,700,000.00			45,890,000.00		4,710,307.40	53,923.59	
MOOE		638,592,000.00		638,592,000.00	638,592,000.00	(1,700,000.00)			636,892,000.00		3,948,630.30	112,051,798.02	
Capital Outlay		4,114,000.00		4,114,000.00	4,114,000.00				4,114,000.00		168,597.68	288,424.00	
TOTAL NEW APPROPRIATIONS		686,896,000.00		686,896,000.00	686,896,000.00				686,896,000.00		8,827,535.38	112,394,145.61	
B. AUTOMATIC APPROPRIATIONS		3,190,000.00		3,190,000.00	3,190,000.00				3,190,000.00		161,962.31		
Retirement and Life Insurance Premium		3,190,000.00		3,190,000.00	3,190,000.00				3,190,000.00		161,962.31		
Specify allotment class/object of expenditures													
Customs Duties and Taxes													
Specify allotment class/object of expenditures													
C. SPECIAL PURPOSE FUNDS		7,729,049.00		7,729,049.00	7,729,049.00				7,729,049.00		357,280.70		
Miscellaneous Personnel Benefits Fund		6,165,778.00		6,165,778.00	6,165,778.00				6,165,778.00		357,280.26		
Salary Deficiency		2,389,000.00		2,389,000.00	2,389,000.00				2,389,000.00				
RLIP		287,000.00		287,000.00	287,000.00				287,000.00		27,544.76		
Mid-year Bonus		2,420,328.00		2,420,328.00	2,420,328.00				2,420,328.00		123,598.00		
Year-end Bonus		199,000.00		199,000.00	199,000.00				199,000.00		199,000.00		
Performance Based Bonus		862,450.00		862,450.00	862,450.00				862,450.00				
Philhealth contributions		2,000.00		2,000.00	2,000.00				2,000.00		1,137.50		
Step Increment		6,000.00		6,000.00	6,000.00				6,000.00		6,000.00		
MC Benefits													
Hazard													
Longevity													
Pension and Gratuity Fund		1,563,271.00		1,563,271.00	1,563,271.00				1,563,271.00		0.44		
Terminal Leave Benefits		915,790.00		915,790.00	915,790.00				915,790.00		0.11		
Monetization of VL/SL		647,481.00		647,481.00	647,481.00				647,481.00		0.33		
GRAND TOTAL		697,815,049.00		697,815,049.00	697,815,049.00				697,815,049.00		9,346,778.39	112,394,145.61	

Certified Correct:

ISIDRO V. QUERUBIN JR.
 Administrative Officer V
 Date:

Certified Correct:

MARISSA G. DALAY
 Accountant III
 Date:

Recommending/Approval:

VILMA ROSA C. BORJA
 Administrative Officer V and OIC, Chief FAD
 Date:


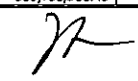
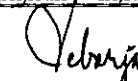

Approved By:

RAUL C. SABULARSE
 Deputy Executive Director and
 Officer-in-Charge, Office of the Executive Director
 Date:

SUMMARY OF APPROPRIATIONS, ALLOTMENTS, OBLIGATIONS, DISBURSEMENTS AND BALANCES BY OBJECT OF EXPENDITURES
As of the Quarter Ending December 31, 2016

Department : DEPARTMENT OF SCIENCE AND TECHNOLOGY
 Agency : PHIL. COUNCIL FOR INDUSTRY, ENERGY & EMERGING TECHNOLOGY RESEARCH & DEVT.
 Operating Unit :
 Organization Code (UACS) :
 Funding Source Code (as clustered) : 101
 (e.g. Old Fund Code: 101,102, 151)

Current Year Appropriations
 Supplemental Appropriations
 Continuing Appropriations

Particulars	UACS CODE	Current Year Obligations					Current Year Disbursements					Balances				
		1st Quarter	2nd Quarter	3rd Quarter	4th Quarter	Total	1st Quarter	2nd Quarter	3rd Quarter	4th Quarter	Total	Unreleased Appropriations	Unobligated Allotment	Unpaid Obligations (15-20) = (23+24)		
		Ending March 31	Ending June 30	Ending Sept. 30	Ending Dec. 31		Ending March 31	Ending June 30	Ending Sept. 30	Ending Dec. 31				Due and Demandable	Not Yet Due and Demandable	
1	2	31	12	13	14	15=(11+12+13+14)	16	17	18	19	10=(16+17+18+19)	21=(5-10)	12=(10-15)	23	24	
SUMMARY																
A. AGENCY SPECIFIC BUDGET		60,222,049.12	133,563,847.81	196,484,408.49	287,794,159.20	678,068,464.62	60,226,049.12	133,495,847.81	196,484,408.49	175,468,013.19	565,674,318.61		8,827,535	112,394,145.61		
Personnel Services		10,687,166.65	9,942,383.85	9,395,018.73	11,155,123.37	41,179,692.60	10,687,166.65	9,874,383.85	9,395,018.73	11,169,199.78	41,125,769.01		4,710,307.40	53,923.59		
MODE		49,534,882.47	123,036,963.96	185,517,611.84	274,849,911.43	632,943,369.70	49,538,882.47	123,036,963.96	185,517,611.84	162,798,113.41	520,891,571.68		3,948,630.30	112,051,798.02		
Capital Outlay		-	584,500.00	1,571,777.92	1,789,124.40	3,945,402.32	-	584,500.00	1,571,777.92	1,500,700.00	3,656,977.92		168,597.68	288,424.00		
TOTAL NEW APPROPRIATIONS		60,222,049.12	133,563,847.81	196,484,408.49	287,794,159.20	678,068,464.62	60,226,049.12	133,495,847.81	196,484,408.49	175,468,013.19	565,674,318.61		8,827,535.38	112,394,145.61		
B. AUTOMATIC APPROPRIATIONS		817,828.40	897,810.60	770,691.33	531,707.36	3,028,037.69	155,909.88	172,757.04	167,428.75	2,556,750.85	3,852,845.72		161,962.31			
Retirement and Life Insurance Premium		827,828.40	897,830.60	770,691.33	531,707.36	3,028,037.69	155,909.88	172,757.04	167,428.75	2,556,750.05	3,052,845.72		361,962.31			
Specify allotment class/object of expenditures																
Customs Duties and Taxes																
Specify allotment class/object of expenditures																
C. SPECIAL PURPOSE FUNDS		-	2,296,738.00	1,496,854.28	3,578,184.10	7,371,768.30	-	2,296,730.00	1,496,854.20	3,578,184.10	7,371,768.30		357,180.70			
Miscellaneous Personnel Benefits Fund		-	2,296,738.00	862,450.00	2,649,317.74	5,888,497.74	-	2,296,730.00	862,450.00	2,649,317.74	5,808,497.74		357,280.26			
Salary Deficiency					2,389,000.00	2,389,000.00				2,389,000.00	2,389,000.00		-			
RLIP					259,455.24	259,455.24				259,455.24	259,455.24		27,544.76			
Mid-year Bonus			2,296,730.00			2,296,730.00		2,296,730.00			2,296,730.00		123,598.00			
Year-end Bonus						-					-		199,000.00			
Performance Based Bonus				862,450.00		862,450.00			862,450.00		862,450.00		-			
Philhealth contributions					862.50	862.50				862.50	862.50		1,137.50			
Step Increment						-					-		6,000.00			
MC Benefits																
Hazard																
Longevity																
Pension and Gratuity Fund				634,404.20	928,866.36	1,563,270.56			634,404.20	928,866.36	1,563,270.56		0.44			
Terminal Leave Benefits					915,789.89	915,789.89				915,789.89	915,789.89		0.11			
Monetization of VL/SL				634,404.20	13,076.47	647,480.67			634,404.20	13,076.47	647,480.67		0.33			
GRAND TOTAL		61,849,877.52	136,758,388.41	198,751,954.02	291,904,050.66	688,468,270.61	60,381,959.00	135,965,334.85	198,148,691.44	181,602,947.34	576,098,932.63		9,346,778.39	112,394,145.61		

Certified Correct:  ISIDRO V. QUERUBIN JR. Administrative Officer V Date:	Certified Correct:  MARISSA G. DALAY Accountant III Date:	Recommending Approval:  VILMA ROSA C. BORJA Administrative Officer V and OIC, Chief FAD Date:	Approved By:  RAUL C. SABULARSE Deputy Executive Director and Officer-in-Charge, Office of the Executive Director Date:
---	---	---	--