

SUMMARY OF APPROPRIATIONS, ALLOTMENTS, OBLIGATIONS, DISBURSEMENTS AND BALANCES BY OBJECT OF EXPENDITURES
As at the Quarter Ending March 31, 2024

Department : Department of Science and Technology (DOST)
Agency/Entity : Philippine Council for Industry, Energy and Emerging Technology Research and Development (PCIEERD)
Operating Unit : < not applicable >
Organization Code (UACS) : 01 013 000000
Fund Cluster : 01 - Regular Agency Fund
(e.g. UACS Fund Cluster: 01-Regular Agency Fund, 02-Foreign Assisted Projects Fund, 03-Special Account-Locally Funded Domestic Grants Fund, and 04-Special Account-Foreign Assisted Foreign Grants Fund)

X	Current Year Appropriations
	Supplemental Appropriations
	Continuing Appropriations

Particulars	UACS CODE	Appropriations			Allotments			Obligations						Disbursements				Balances					
		Authorized Appropriations	Adjustments (Transfers, Modifications, Reallocations)	Adjusted Appropriations	Allotments Received	Adjustments (Reductions, Modifications, Reallocations)	Transfer To	Transfer From	Adjusted Allotments	1st Quarter Ending March 31	2nd Quarter Ending June 30	3rd Quarter Ending September 30	4th Quarter Ending December 31	Total	1st Quarter Ending March 31	2nd Quarter Ending June 30	3rd Quarter Ending September 30	4th Quarter Ending December 31	Total	Unreleased Appropriations	Unobligated Allotments	Unpaid Obligations (10-20)(21+24)	
										Due and Payable	Not Yet Due and Payable												
1	2	3	4	5	6	7	8	9	10	11	12	13	14	15	16	17	18	19	20	21	22	23	24
SUMMARY		927,302,000.00	0.00	927,302,000.00	927,302,000.00	0.00	0.00	0.00	235,272,858.46	235,272,858.46	0.00	0.00	0.00	194,111,121,134.50	397,637,482.85	0.00	0.00	0.00	397,637,482.85	0.00	0.00	0.00	0.00
A. AGENCY SPECIFIC BUDGET		92,617,200.00	0.00	92,617,200.00	92,617,200.00	0.00	0.00	0.00	234,000,268.55	234,000,268.55	0.00	0.00	0.00	234,000,268.55	234,000,268.55	0.00	0.00	0.00	234,000,268.55	0.00	0.00	0.00	0.00
Personnel Services		79,819,000.00	0.00	79,819,000.00	79,819,000.00	0.00	0.00	0.00	14,987,919.91	14,987,919.91	0.00	0.00	0.00	14,987,919.91	14,987,919.91	0.00	0.00	0.00	14,987,919.91	0.00	0.00	0.00	0.00
Salaries and Wages		43,200,000.00	(18,587.24)	43,181,412.76	43,200,000.00	(18,587.24)	0.00	0.00	43,181,412.76	43,200,000.00	0.00	0.00	0.00	43,181,412.76	43,200,000.00	0.00	0.00	0.00	43,181,412.76	0.00	0.00	0.00	0.00
Salaries and Wages - Regular	501010100	43,200,000.00	(18,587.24)	43,181,412.76	43,200,000.00	(18,587.24)	0.00	0.00	43,181,412.76	43,200,000.00	0.00	0.00	0.00	43,181,412.76	43,200,000.00	0.00	0.00	0.00	43,181,412.76	0.00	0.00	0.00	0.00
Basic Salary - Civilian	501010101	43,200,000.00	(18,587.24)	43,181,412.76	43,200,000.00	(18,587.24)	0.00	0.00	43,181,412.76	43,200,000.00	0.00	0.00	0.00	43,181,412.76	43,200,000.00	0.00	0.00	0.00	43,181,412.76	0.00	0.00	0.00	0.00
Other Compensation		36,619,000.00	18,587.24	36,599,912.76	36,619,000.00	18,587.24	0.00	0.00	36,599,912.76	36,619,000.00	0.00	0.00	0.00	36,599,912.76	36,619,000.00	0.00	0.00	0.00	36,599,912.76	0.00	0.00	0.00	0.00
Personal Economic Relief Allowance (PERA)	501020100	1,704,000.00	0.00	1,704,000.00	1,704,000.00	0.00	0.00	0.00	415,363.64	415,363.64	0.00	0.00	0.00	415,363.64	415,363.64	0.00	0.00	0.00	415,363.64	0.00	0.00	0.00	0.00
PERA - Civilian	501020101	1,704,000.00	0.00	1,704,000.00	1,704,000.00	0.00	0.00	0.00	415,363.64	415,363.64	0.00	0.00	0.00	415,363.64	415,363.64	0.00	0.00	0.00	415,363.64	0.00	0.00	0.00	0.00
Representation Allowance (RA)	501030200	630,000.00	0.00	630,000.00	630,000.00	0.00	0.00	0.00	177,500.00	177,500.00	0.00	0.00	0.00	177,500.00	177,500.00	0.00	0.00	0.00	177,500.00	0.00	0.00	0.00	0.00
Transportation Allowance (TA)	501030201	630,000.00	0.00	630,000.00	630,000.00	0.00	0.00	0.00	177,500.00	177,500.00	0.00	0.00	0.00	177,500.00	177,500.00	0.00	0.00	0.00	177,500.00	0.00	0.00	0.00	0.00
Transportation Allowance (TA)	501030202	630,000.00	0.00	630,000.00	630,000.00	0.00	0.00	0.00	177,500.00	177,500.00	0.00	0.00	0.00	177,500.00	177,500.00	0.00	0.00	0.00	177,500.00	0.00	0.00	0.00	0.00
Dormitory Allowance	501030300	426,000.00	0.00	426,000.00	426,000.00	0.00	0.00	0.00	120,000.00	120,000.00	0.00	0.00	0.00	120,000.00	120,000.00	0.00	0.00	0.00	120,000.00	0.00	0.00	0.00	0.00
Dormitory Allowance - Civilian	501030301	426,000.00	0.00	426,000.00	426,000.00	0.00	0.00	0.00	120,000.00	120,000.00	0.00	0.00	0.00	120,000.00	120,000.00	0.00	0.00	0.00	120,000.00	0.00	0.00	0.00	0.00
Subsistence Allowance (SA)	501030400	2,970,000.00	0.00	2,970,000.00	2,970,000.00	0.00	0.00	0.00	818,136.63	818,136.63	0.00	0.00	0.00	818,136.63	818,136.63	0.00	0.00	0.00	818,136.63	0.00	0.00	0.00	0.00
Subsistence Allowance - Magistral Grade Benefits for Science and Technology under R.A. 8439	501030401	2,970,000.00	0.00	2,970,000.00	2,970,000.00	0.00	0.00	0.00	818,136.63	818,136.63	0.00	0.00	0.00	818,136.63	818,136.63	0.00	0.00	0.00	818,136.63	0.00	0.00	0.00	0.00
Leeway Allowance (LA)	501030500	450,000.00	0.00	450,000.00	450,000.00	0.00	0.00	0.00	86,750.00	86,750.00	0.00	0.00	0.00	86,750.00	86,750.00	0.00	0.00	0.00	86,750.00	0.00	0.00	0.00	0.00
Leeway Allowance - Magistral Grade Benefits for Science and Technology under R.A. 8439	501030501	450,000.00	0.00	450,000.00	450,000.00	0.00	0.00	0.00	86,750.00	86,750.00	0.00	0.00	0.00	86,750.00	86,750.00	0.00	0.00	0.00	86,750.00	0.00	0.00	0.00	0.00
Honoraria	501031000	300,000.00	0.00	300,000.00	300,000.00	0.00	0.00	0.00	0.00	0.00	0.00	0.00	0.00	0.00	0.00	0.00	0.00	0.00	0.00	0.00	0.00	0.00	0.00
Honoraria - Civilian	501031001	300,000.00	0.00	300,000.00	300,000.00	0.00	0.00	0.00	0.00	0.00	0.00	0.00	0.00	0.00	0.00	0.00	0.00	0.00	0.00	0.00	0.00	0.00	0.00
Hazard Pay (HP)	501031100	8,453,000.00	0.00	8,453,000.00	8,453,000.00	0.00	0.00	0.00	848,834.04	848,834.04	0.00	0.00	0.00	848,834.04	848,834.04	0.00	0.00	0.00	848,834.04	0.00	0.00	0.00	0.00
HP - Magistral Grade Benefits for Science and Technology under R.A. 8439	501031101	8,453,000.00	0.00	8,453,000.00	8,453,000.00	0.00	0.00	0.00	848,834.04	848,834.04	0.00	0.00	0.00	848,834.04	848,834.04	0.00	0.00	0.00	848,834.04	0.00	0.00	0.00	0.00
Longevity Pay (LP)	501031200	7,427,000.00	0.00	7,427,000.00	7,427,000.00	0.00	0.00	0.00	1,288,945.74	1,288,945.74	0.00	0.00	0.00	1,288,945.74	1,288,945.74	0.00	0.00	0.00	1,288,945.74	0.00	0.00	0.00	0.00
Longevity Pay - Magistral Grade Benefits for Science and Technology under R.A. 8439	501031201	7,427,000.00	0.00	7,427,000.00	7,427,000.00	0.00	0.00	0.00	1,288,945.74	1,288,945.74	0.00	0.00	0.00	1,288,945.74	1,288,945.74	0.00	0.00	0.00	1,288,945.74	0.00	0.00	0.00	0.00
Overtime and Night Pay	501031300	18,587.24	0.00	18,587.24	18,587.24	0.00	0.00	0.00	18,587.24	18,587.24	0.00	0.00	0.00	18,587.24	18,587.24	0.00	0.00	0.00	18,587.24	0.00	0.00	0.00	0.00
Overtime Pay	501031301	18,587.24	0.00	18,587.24	18,587.24	0.00	0.00	0.00	18,587.24	18,587.24	0.00	0.00	0.00	18,587.24	18,587.24	0.00	0.00	0.00	18,587.24	0.00	0.00	0.00	0.00
Year End Bonus	501031400	3,600,000.00	0.00	3,600,000.00	3,600,000.00	0.00	0.00	0.00	0.00	0.00	0.00	0.00	0.00	0.00	0.00	0.00	0.00	0.00	0.00	0.00	0.00	0.00	0.00
Bonus - Civilian	501031401	3,600,000.00	0.00	3,600,000.00	3,600,000.00	0.00	0.00	0.00	0.00	0.00	0.00	0.00	0.00	0.00	0.00	0.00	0.00	0.00	0.00	0.00	0.00	0.00	0.00
Cash Gift	501031500	355,000.00	0.00	355,000.00	355,000.00	0.00	0.00	0.00	0.00	0.00	0.00	0.00	0.00	0.00	0.00	0.00	0.00	0.00	0.00	0.00	0.00	0.00	0.00
Cash Gift - Civilian	501031501	355,000.00	0.00	355,000.00	355,000.00	0.00	0.00	0.00	0.00	0.00	0.00	0.00	0.00	0.00	0.00	0.00	0.00	0.00	0.00	0.00	0.00	0.00	0.00
Mid-Year Bonus - Civilian	501031600	3,600,000.00	0.00	3,600,000.00	3,600,000.00	0.00	0.00	0.00	0.00	0.00	0.00	0.00	0.00	0.00	0.00	0.00	0.00	0.00	0.00	0.00	0.00	0.00	0.00
Mid-Year Bonus - Civilian	501031601	3,600,000.00	0.00	3,600,000.00	3,600,000.00	0.00	0.00	0.00	0.00	0.00	0.00	0.00	0.00	0.00	0.00	0.00	0.00	0.00	0.00	0.00	0.00	0.00	0.00
Other Bonuses and Allowances	501031700	355,000.00	0.00	355,000.00	355,000.00	0.00	0.00	0.00	0.00	0.00	0.00	0.00	0.00	0.00	0.00	0.00	0.00	0.00	0.00	0.00	0.00	0.00	0.00
Productivity Enhancement Incentive - Civilian	501031800	355,000.00	0.00	355,000.00	355,000.00	0.00	0.00	0.00	0.00	0.00	0.00	0.00	0.00	0.00	0.00	0.00	0.00	0.00	0.00	0.00	0.00	0.00	0.00
Personal Benefit Contributions	501031900	1,118,000.00	0.00	1,118,000.00	1,118,000.00	0.00	0.00	0.00	300,388.75	300,388.75	0.00	0.00	0.00	300,388.75	300,388.75	0.00	0.00	0.00	300,388.75	0.00	0.		


Research, Exploration and Development Expenses	5020720202	0.00	16,073,196.78	16,073,196.78	0.00	16,073,196.78	0.00	0.00	16,073,196.78	16,073,196.78	0.00	0.00	0.00	16,073,196.78	14,860,537.96	0.00	0.00	0.00	14,860,537.96	0.00	0.00	0.00	1,212,658.82
Confidential, Intelligence and Extraordinary		136,000.00	0.00	136,000.00	136,000.00	0.00	0.00	0.00	136,000.00	136,000.00	0.00	0.00	0.00	8,374.50	8,374.50	0.00	0.00	0.00	8,374.50	0.00	0.00	0.00	0.00
Extraordinary and Miscellaneous Expenses	5021003000	136,000.00	0.00	136,000.00	136,000.00	0.00	0.00	0.00	136,000.00	8,374.50	0.00	0.00	0.00	8,374.50	8,374.50	0.00	0.00	0.00	8,374.50	0.00	0.00	0.00	0.00
Professional Services		4,000,000.00	0.00	4,000,000.00	4,000,000.00	0.00	0.00	0.00	4,000,000.00	0.00	0.00	0.00	0.00	0.00	0.00	0.00	0.00	0.00	0.00	0.00	0.00	0.00	0.00
Legal Services	5021101000	400,000.00	0.00	400,000.00	400,000.00	0.00	0.00	0.00	400,000.00	0.00	0.00	0.00	0.00	0.00	0.00	0.00	0.00	0.00	0.00	0.00	0.00	0.00	0.00
Other Professional Services	5021199000	3,600,000.00	0.00	3,600,000.00	3,600,000.00	0.00	0.00	0.00	3,600,000.00	0.00	0.00	0.00	0.00	0.00	0.00	0.00	0.00	0.00	0.00	0.00	0.00	0.00	0.00
General Services		1,820,000.00	0.00	1,820,000.00	1,820,000.00	0.00	0.00	0.00	1,820,000.00	0.00	0.00	0.00	0.00	0.00	0.00	0.00	0.00	0.00	0.00	0.00	0.00	0.00	0.00
Janitorial Services	5021202000	840,000.00	0.00	840,000.00	840,000.00	0.00	0.00	0.00	840,000.00	0.00	0.00	0.00	0.00	0.00	0.00	0.00	0.00	0.00	0.00	0.00	0.00	0.00	0.00
Security Services	5021203000	1,080,000.00	0.00	1,080,000.00	1,080,000.00	0.00	0.00	0.00	1,080,000.00	0.00	0.00	0.00	0.00	0.00	0.00	0.00	0.00	0.00	0.00	0.00	0.00	0.00	0.00
Repairs and Maintenance		923,000.00	0.00	923,000.00	923,000.00	0.00	0.00	0.00	923,000.00	419,059.02	0.00	0.00	0.00	419,059.02	127,392.35	0.00	0.00	0.00	127,392.35	0.00	0.00	0.00	291,666.67
Repairs and Maintenance - Buildings and Other	5021304000	300,000.00	0.00	300,000.00	300,000.00	0.00	0.00	0.00	300,000.00	2,000.00	0.00	0.00	0.00	2,000.00	0.00	0.00	0.00	2,000.00	0.00	0.00	0.00	0.00	0.00
Buildings	5021304001	300,000.00	0.00	300,000.00	300,000.00	0.00	0.00	0.00	300,000.00	2,000.00	0.00	0.00	0.00	2,000.00	0.00	0.00	0.00	2,000.00	0.00	0.00	0.00	0.00	0.00
Repairs and Maintenance - Transportation	5021306000	323,000.00	0.00	323,000.00	323,000.00	0.00	0.00	0.00	323,000.00	67,059.02	0.00	0.00	0.00	67,059.02	0.00	0.00	0.00	67,059.02	0.00	0.00	0.00	0.00	0.00
Motor Vehicles	5021306001	323,000.00	0.00	323,000.00	323,000.00	0.00	0.00	0.00	323,000.00	67,059.02	0.00	0.00	0.00	67,059.02	0.00	0.00	0.00	67,059.02	0.00	0.00	0.00	0.00	0.00
Repairs and Maintenance - Other Property, Plant	5021396000	300,000.00	0.00	300,000.00	300,000.00	0.00	0.00	0.00	300,000.00	350,000.00	0.00	0.00	0.00	350,000.00	58,333.33	0.00	0.00	0.00	58,333.33	0.00	0.00	0.00	291,666.67
Other Property, Plant and Equipment	5021396009	300,000.00	0.00	300,000.00	300,000.00	0.00	0.00	0.00	300,000.00	350,000.00	0.00	0.00	0.00	350,000.00	58,333.33	0.00	0.00	0.00	58,333.33	0.00	0.00	0.00	291,666.67
Financial Assistance/Subsidy		818,985,000.00	(16,073,196.78)	802,911,803.22	818,985,000.00	(16,073,196.78)	0.00	0.00	802,911,803.22	217,659,015.06	0.00	0.00	0.00	217,659,015.06	216,470,690.06	0.00	0.00	0.00	216,470,690.06	0.00	0.00	0.00	1,188,325.00
Financial Assistance to NGAs	5021402000	818,985,000.00	(80,825,870.26)	738,059,129.74	818,985,000.00	(80,825,870.26)	0.00	0.00	738,059,129.74	152,806,341.56	0.00	0.00	0.00	152,806,341.56	152,816,018.56	0.00	0.00	0.00	152,816,018.56	0.00	0.00	0.00	186,325.00
Financial Assistance to NGOs/POs	5021405000	0.00	64,852,673.48	64,852,673.48	0.00	0.00	0.00	0.00	64,852,673.48	64,852,673.48	0.00	0.00	0.00	64,852,673.48	63,852,673.48	0.00	0.00	0.00	63,852,673.48	0.00	0.00	0.00	1,000,000.00
Taxes, Insurance Premiums and Other Fees		826,000.00	0.00	826,000.00	826,000.00	0.00	0.00	0.00	826,000.00	372,701.28	0.00	0.00	0.00	372,701.28	372,701.28	0.00	0.00	0.00	372,701.28	0.00	0.00	0.00	0.00
Taxes, Duties and Licenses	5021501000	26,000.00	0.00	26,000.00	26,000.00	0.00	0.00	0.00	26,000.00	1,690.00	0.00	0.00	0.00	1,690.00	1,690.00	0.00	0.00	0.00	1,690.00	0.00	0.00	0.00	0.00
Taxes, Duties and Licenses	5021501001	26,000.00	0.00	26,000.00	26,000.00	0.00	0.00	0.00	26,000.00	1,690.00	0.00	0.00	0.00	1,690.00	1,690.00	0.00	0.00	0.00	1,690.00	0.00	0.00	0.00	0.00
Fidelity Bond Premiums	5021502000	400,000.00	0.00	400,000.00	400,000.00	0.00	0.00	0.00	400,000.00	176,962.50	0.00	0.00	0.00	176,962.50	176,962.50	0.00	0.00	0.00	176,962.50	0.00	0.00	0.00	0.00
Insurance Expenses	5021503000	400,000.00	0.00	400,000.00	400,000.00	0.00	0.00	0.00	400,000.00	194,048.78	0.00	0.00	0.00	194,048.78	194,048.78	0.00	0.00	0.00	194,048.78	0.00	0.00	0.00	0.00
Other Maintenance and Operating Expenses		1,744,000.00	0.00	1,744,000.00	1,744,000.00	0.00	0.00	0.00	1,744,000.00	27,400.00	0.00	0.00	0.00	27,400.00	27,400.00	0.00	0.00	0.00	27,400.00	0.00	0.00	0.00	0.00
Representation Expenses	5029903000	80,000.00	(27,400.00)	52,600.00	80,000.00	(27,400.00)	0.00	0.00	52,600.00	0.00	0.00	0.00	0.00	0.00	0.00	0.00	0.00	0.00	0.00	0.00	0.00	0.00	0.00
Rent/Lease Expenses	5029905000	0.00	27,400.00	27,400.00	0.00	27,400.00	0.00	0.00	27,400.00	27,400.00	0.00	0.00	0.00	27,400.00	27,400.00	0.00	0.00	0.00	27,400.00	0.00	0.00	0.00	0.00
Rents - Equipment	5029905004	0.00	27,400.00	27,400.00	0.00	27,400.00	0.00	0.00	27,400.00	27,400.00	0.00	0.00	0.00	27,400.00	27,400.00	0.00	0.00	0.00	27,400.00	0.00	0.00	0.00	0.00
Subscription Expenses	5029907000	1,000,000.00	0.00	1,000,000.00	1,000,000.00	0.00	0.00	0.00	1,000,000.00	0.00	0.00	0.00	0.00	0.00	0.00	0.00	0.00	0.00	0.00	0.00	0.00	0.00	0.00
Other Subscription Expenses	5029907099	1,000,000.00	0.00	1,000,000.00	1,000,000.00	0.00	0.00	0.00	1,000,000.00	0.00	0.00	0.00	0.00	0.00	0.00	0.00	0.00	0.00	0.00	0.00	0.00	0.00	0.00
Other Maintenance and Operating Expenses	5029999000	664,000.00	0.00	664,000.00	664,000.00	0.00	0.00	0.00	664,000.00	0.00	0.00	0.00	0.00	0.00	0.00	0.00	0.00	0.00	0.00	0.00	0.00	0.00	0.00
Other Maintenance and Operating Expenses	5029999099	664,000.00	0.00	664,000.00	664,000.00	0.00	0.00	0.00	664,000.00	0.00	0.00	0.00	0.00	0.00	0.00	0.00	0.00	0.00	0.00	0.00	0.00	0.00	0.00
Capital Outlays		12,810,000.00	0.00	12,810,000.00	12,810,000.00	0.00	0.00	0.00	12,810,000.00	3,802,400.00	0.00	0.00	0.00	3,802,400.00	0.00	0.00	0.00	0.00	0.00	0.00	0.00	0.00	3,802,400.00
Property, Plant and Equipment Outlay		12,810,000.00	0.00	12,810,000.00	12,810,000.00	0.00	0.00	0.00	12,810,000.00	3,802,400.00	0.00	0.00	0.00	3,802,400.00	0.00	0.00	0.00	0.00	0.00	0.00	0.00	0.00	3,802,400.00
Buildings and Other Structures	5060404000	3,810,000.00	0.00	3,810,000.00	3,810,000.00	0.00	0.00	0.00	3,810,000.00	3,802,400.00	0.00	0.00	0.00	3,802,400.00	0.00	0.00	0.00	0.00	0.00	0.00	0.00	0.00	0.00
Buildings	5060404001	3,810,000.00	0.00	3,810,000.00	3,810,000.00	0.00	0.00	0.00	3,810,000.00	3,802,400.00	0.00	0.00	0.00	3,802,400.00	0.00	0.00	0.00	0.00	0.00	0.00	0.00	0.00	0.00
Machinery and Equipment Outlay	5060405000	9,000,000.00	0.00	9,000,000.00	9,000,000.00	0.00	0.00	0.00	9,000,000.00	0.00	0.00	0.00	0.00	0.00	0.00	0.00	0.00	0.00	0.00	0.00	0.00	0.00	0.00
Other Machinery and Equipment	5060405099	9,000,000.00	0.00	9,000,000.00	9,000,000.00	0.00	0.00	0.00	9,000,000.00	0.00	0.00	0.00	0.00	0.00	0.00	0.00	0.00	0.00	0.00	0.00	0.00	0.00	0.00
B. AUTOMATIC APPROPRIATIONS		5,185,000.00	0.00	5,185,000.00	5,185,000.00	0.00	0.00	0.00	5,185,000.00	1,270,587.91	0.00	0.00	0.00	1,270,587.91	1,270,587.91	0.00	0.00	0.00	1,270,587.91	0.00	0.00	0.00	0.00
Retirement and Life Insurance Premiums		5,185,000.00	0.00	5,185,000.00	5,185,000.00	0.00	0.00	0.00	5,185,000.00	1,270,587.91	0.00	0.00	0.00	1,270,587.91	1,270,587.91	0.00	0.00	0.00	1,270,587.91	0.00	0.00	0.00	0.00
GRAND TOTAL		927,202,000.00	0.00	927,202,000.00	927,202,000.00	0.00	0.00	0.00	927,202,000.00	255,272,856.46	0.00	0.00	0.00	255,272,856.46	247,637,482.85	0.00	0.00	0.00	247,637,482.85	0.00	0.00	0.00	7,635,373.61

Certified Correct:

Certified Correct:

Recommending Approval By:

Approved By:


ISIDRO V. QUERUBIN, JR
 Chief Administrative Officer and,
 Officer-in-Charge, Budget Section
 Date:


MARISSA G. DALAY
 Accountant III
 Date:


ISIDRO V. QUERUBIN, JR
 Chief Administrative Officer, FAD
 Date:


DR. ENRICO E. PARINOS
 Executive Director
 Date:

SUMMARY OF APPROPRIATIONS, ALLOTMENTS, OBLIGATIONS, DISBURSEMENTS AND BALANCES BY OBJECT OF EXPENDITURES
As at the Quarter Ending March 31, 2024


Department : Department of Science and Technology (DOST)
Agency/Entity : Philippine Council for Industry, Energy and Emerging Technology Research and Development (PCIEERD)
Operating Unit : < not applicable >
Organization Code (UACS) : 10 015 000000
Fund Cluster : 01 - Regular Agency Fund
(e.g. UACS Fund Cluster: 01-Regular Agency Fund, 02-Foreign Assisted Projects Fund, 03-Special Account-Locally Funded/Domestic Grants Fund, and 04-Special Account-Foreign Assisted/Foreign Grants Fund)

Current Year Appropriations
Supplemental Appropriations
Continuing Appropriations

Particulars	UACS CODE	Appropriations		Allotments		Adjustments		Obligations		Disbursements		Balances					
		Authorized Appropriations	Adjusted Appropriations (Transfer, Reversions, Modifications)	BARO	Unobligated	Transfer To	Transfer From	Adjusted Allotments	1st Quarter Ending March 31	2nd Quarter Ending June 30	3rd Quarter Ending September 30	4th Quarter Ending December 31	Total	Unobligated Available	Unobligated Available (10-29-24)	Unpaid Obligations (10-29-24)	
		3	4	5	6	7	8	9	10	11	12	13	14	15	16	17	18
SUBTOTAL		0.00	376,423,445.44	376,423,445.44	0.00	376,423,445.44	0.00	0.00	376,423,445.44	111,163,544.64	0.00	0.00	0.00	111,163,544.64	80,430,298.84	0.00	265,259,890.80
Unobligated Additional		0.00	376,423,445.44	376,423,445.44	0.00	376,423,445.44	0.00	0.00	376,423,445.44	111,163,544.64	0.00	0.00	0.00	111,163,544.64	80,430,298.84	0.00	265,259,890.80
1-AGENCY SPECIFIC BUDGET		0.00	376,423,445.44	376,423,445.44	0.00	376,423,445.44	0.00	0.00	376,423,445.44	111,163,544.64	0.00	0.00	0.00	111,163,544.64	80,430,298.84	0.00	265,259,890.80
Maintenance and Other Operating Expenses		0.00	376,423,445.44	376,423,445.44	0.00	376,423,445.44	0.00	0.00	376,423,445.44	111,163,544.64	0.00	0.00	0.00	111,163,544.64	80,430,298.84	0.00	265,259,890.80
Traveling Expenses		0.00	15,767,443.36	15,767,443.36	0.00	15,767,443.36	0.00	0.00	15,767,443.36	4,631,814.36	0.00	0.00	0.00	4,631,814.36	3,768,762.36	0.00	863,052.00
Traveling Expenses - Local	802010000	0.00	7,863,821.79	7,863,821.79	0.00	7,863,821.79	0.00	0.00	7,863,821.79	2,315,907.18	0.00	0.00	0.00	2,315,907.18	1,884,381.18	0.00	431,926.00
Traveling Expenses - Foreign	802010200	0.00	7,863,821.79	7,863,821.79	0.00	7,863,821.79	0.00	0.00	7,863,821.79	2,315,907.18	0.00	0.00	0.00	2,315,907.18	1,884,381.18	0.00	431,926.00
Traveling and Scholarship Expenses		0.00	7,863,821.79	7,863,821.79	0.00	7,863,821.79	0.00	0.00	7,863,821.79	2,315,907.18	0.00	0.00	0.00	2,315,907.18	1,884,381.18	0.00	431,926.00
Training Expenses	802020100	0.00	7,863,821.79	7,863,821.79	0.00	7,863,821.79	0.00	0.00	7,863,821.79	2,315,907.18	0.00	0.00	0.00	2,315,907.18	1,884,381.18	0.00	431,926.00
Training Expenses	802020100	0.00	7,863,821.79	7,863,821.79	0.00	7,863,821.79	0.00	0.00	7,863,821.79	2,315,907.18	0.00	0.00	0.00	2,315,907.18	1,884,381.18	0.00	431,926.00
Supplies and Materials Expenses		0.00	36,416,106.80	36,416,106.80	0.00	36,416,106.80	0.00	0.00	36,416,106.80	11,878,638.80	0.00	0.00	0.00	11,878,638.80	8,421,908.80	0.00	2,167,338.80
Office Supplies Expenses	802030100	0.00	7,863,821.79	7,863,821.79	0.00	7,863,821.79	0.00	0.00	7,863,821.79	2,315,907.18	0.00	0.00	0.00	2,315,907.18	1,884,381.18	0.00	431,926.00
Office Supplies Expenses	802030100	0.00	7,863,821.79	7,863,821.79	0.00	7,863,821.79	0.00	0.00	7,863,821.79	2,315,907.18	0.00	0.00	0.00	2,315,907.18	1,884,381.18	0.00	431,926.00
Post, Oil and Lubricant Expenses	802030600	0.00	7,863,821.79	7,863,821.79	0.00	7,863,821.79	0.00	0.00	7,863,821.79	2,315,907.18	0.00	0.00	0.00	2,315,907.18	1,884,381.18	0.00	431,926.00
Semi-Equipment Machinery and Equipment	802031000	0.00	15,767,443.36	15,767,443.36	0.00	15,767,443.36	0.00	0.00	15,767,443.36	4,631,814.36	0.00	0.00	0.00	4,631,814.36	3,768,762.36	0.00	863,052.00
Office Equipment	802031200	0.00	7,863,821.79	7,863,821.79	0.00	7,863,821.79	0.00	0.00	7,863,821.79	2,315,907.18	0.00	0.00	0.00	2,315,907.18	1,884,381.18	0.00	431,926.00
Information and Communications Technology	802032100	0.00	7,863,821.79	7,863,821.79	0.00	7,863,821.79	0.00	0.00	7,863,821.79	2,315,907.18	0.00	0.00	0.00	2,315,907.18	1,884,381.18	0.00	431,926.00
Other Supplies and Materials Expenses	802033000	0.00	7,863,821.79	7,863,821.79	0.00	7,863,821.79	0.00	0.00	7,863,821.79	2,315,907.18	0.00	0.00	0.00	2,315,907.18	1,884,381.18	0.00	431,926.00
Utility Expenses		0.00	15,767,443.36	15,767,443.36	0.00	15,767,443.36	0.00	0.00	15,767,443.36	4,631,814.36	0.00	0.00	0.00	4,631,814.36	3,768,762.36	0.00	863,052.00
Water Expenses	802040100	0.00	7,863,821.79	7,863,821.79	0.00	7,863,821.79	0.00	0.00	7,863,821.79	2,315,907.18	0.00	0.00	0.00	2,315,907.18	1,884,381.18	0.00	431,926.00
Electricity Expenses	802040200	0.00	7,863,821.79	7,863,821.79	0.00	7,863,821.79	0.00	0.00	7,863,821.79	2,315,907.18	0.00	0.00	0.00	2,315,907.18	1,884,381.18	0.00	431,926.00
Communication Expenses		0.00	23,691,466.34	23,691,466.34	0.00	23,691,466.34	0.00	0.00	23,691,466.34	6,947,721.84	0.00	0.00	0.00	6,947,721.84	5,632,143.84	0.00	1,284,978.00
Telephone Expenses	802050200	0.00	15,767,443.36	15,767,443.36	0.00	15,767,443.36	0.00	0.00	15,767,443.36	4,631,814.36	0.00	0.00	0.00	4,631,814.36	3,768,762.36	0.00	863,052.00
Mobile	802050201	0.00	7,863,821.79	7,863,821.79	0.00	7,863,821.79	0.00	0.00	7,863,821.79	2,315,907.18	0.00	0.00	0.00	2,315,907.18	1,884,381.18	0.00	431,926.00
Landline	802050202	0.00	7,863,821.79	7,863,821.79	0.00	7,863,821.79	0.00	0.00	7,863,821.79	2,315,907.18	0.00	0.00	0.00	2,315,907.18	1,884,381.18	0.00	431,926.00
Internet Subscription Expenses	802050203	0.00	7,863,821.79	7,863,821.79	0.00	7,863,821.79	0.00	0.00	7,863,821.79	2,315,907.18	0.00	0.00	0.00	2,315,907.18	1,884,381.18	0.00	431,926.00
Professional Services		0.00	15,767,443.36	15,767,443.36	0.00	15,767,443.36	0.00	0.00	15,767,443.36	4,631,814.36	0.00	0.00	0.00	4,631,814.36	3,768,762.36	0.00	863,052.00
Legal Services	802110100	0.00	7,863,821.79	7,863,821.79	0.00	7,863,821.79	0.00	0.00	7,863,821.79	2,315,907.18	0.00	0.00	0.00	2,315,907.18	1,884,381.18	0.00	431,926.00
Other Professional Services	802119900	0.00	7,863,821.79	7,863,821.79	0.00	7,863,821.79	0.00	0.00	7,863,821.79	2,315,907.18	0.00	0.00	0.00	2,315,907.18	1,884,381.18	0.00	431,926.00
General Services		0.00	15,767,443.36	15,767,443.36	0.00	15,767,443.36	0.00	0.00	15,767,443.36	4,631,814.36	0.00	0.00	0.00	4,631,814.36	3,768,762.36	0.00	863,052.00
Janitorial Services	802120200	0.00	7,863,821.79	7,863,821.79	0.00	7,863,821.79	0.00	0.00	7,863,821.79	2,315,907.18	0.00	0.00	0.00	2,315,907.18	1,884,381.18	0.00	431,926.00
Security Services	802120300	0.00	7,863,821.79	7,863,821.79	0.00	7,863,821.79	0.00	0.00	7,863,821.79	2,315,907.18	0.00	0.00	0.00	2,315,907.18	1,884,381.18	0.00	431,926.00
Repairs and Maintenance		0.00	23,691,466.34	23,691,466.34	0.00	23,691,466.34	0.00	0.00	23,691,466.34	6,947,721.84	0.00	0.00	0.00	6,947,721.84	5,632,143.84	0.00	1,284,978.00
Repairs and Maintenance - Buildings and Other	802130400	0.00	7,863,821.79	7,863,821.79	0.00	7,863,821.79	0.00	0.00	7,863,821.79	2,315,907.18	0.00	0.00	0.00	2,315,907.18	1,884,381.18	0.00	431,926.00
Buildings	802130401	0.00	7,863,821.79	7,863,821.79	0.00	7,863,821.79	0.00	0.00	7,863,821.79	2,315,907.18	0.00	0.00	0.00	2,315,907.18	1,884,381.18	0.00	431,926.00
Repairs and Maintenance - Machinery and	802130500	0.00	7,863,821.79	7,863,821.79	0.00	7,863,821.79	0.00	0.00	7,863,821.79	2,315,907.18	0.00	0.00	0.00	2,315,907.18	1,884,381.18	0.00	431,926.00
Equipment	802130600	0.00	7,863,821.79	7,863,821.79	0.00	7,863,821.79	0.00	0.00	7,863,821.79	2,315,907.18	0.00	0.00	0.00	2,315,907.18	1,884,381.18	0.00	431,926.00
Repairs and Maintenance - Transportation	802130700	0.00	7,863,821.79	7,863,821.79	0.00	7,863,821.79	0.00	0.00	7,863,821.79	2,315,907.18	0.00	0.00	0.00	2,315,907.18	1,884,381.18	0.00	431,926.00
Motor Vehicles	802130800	0.00	7,863,821.79	7,863,821.79	0.00	7,863,821.79	0.00	0.00	7,863,821.79	2,315,907.18	0.00	0.00	0.00	2,315,907.18	1,884,381.18	0.00	431,926.00
Fees, Insurance Premiums and Other Fees		0.00	7,863,821.79	7,863,821.79	0.00	7,863,821.79	0.00	0.00	7,863,821.79	2,315,907.18	0.00	0.00	0.00	2,315,907.18	1,884,381.18	0.00	431,926.00
Insurance Expenses	802130900	0.00	7,863,821.79	7,863,821.79	0.00	7,863,821.79	0.00	0.00	7,863,821.79	2,315,907.18	0.00	0.00	0.00	2,315,907.18	1,884,381.18	0.00	431,926.00
Other Maintenance and Operating Expenses		0.00	23,691,466.34	23,691,466.34	0.00	23,691,466.34	0.00	0.00	23,691,466.34	6,947,721.84	0.00	0.00	0.00	6,947,721.84	5,632,143.84		

Office Equipment	5021306000	0.00	7,883,821.78	7,883,821.78	0.00	7,883,821.78	0.00	0.00	0.00	0.00	7,883,821.78	2,315,907.18	0.00	0.00	0.00	2,315,907.18	1,884,381.18	0.00	0.00	0.00	1,884,381.18	0.00	5,567,914.60	0.00	431,526.00
Repairs and Maintenance - Transportation	5021306000	0.00	7,883,821.78	7,883,821.78	0.00	7,883,821.78	0.00	0.00	0.00	0.00	7,883,821.78	2,315,907.18	0.00	0.00	0.00	2,315,907.18	1,884,381.18	0.00	0.00	0.00	1,884,381.18	0.00	5,567,914.60	0.00	431,526.00
Motor Vehicles	5021306001	0.00	7,883,821.78	7,883,821.78	0.00	7,883,821.78	0.00	0.00	0.00	0.00	7,883,821.78	2,315,907.18	0.00	0.00	0.00	2,315,907.18	1,884,381.18	0.00	0.00	0.00	1,884,381.18	0.00	5,567,914.60	0.00	431,526.00
Taxes, Insurance Premiums and Other Fees		0.00	7,883,821.78	7,883,821.78	0.00	7,883,821.78	0.00	0.00	0.00	0.00	7,883,821.78	2,315,907.18	0.00	0.00	0.00	2,315,907.18	1,884,381.18	0.00	0.00	0.00	1,884,381.18	0.00	5,567,914.60	0.00	431,526.00
Insurance Expenses	5021503000	0.00	7,883,821.78	7,883,821.78	0.00	7,883,821.78	0.00	0.00	0.00	0.00	7,883,821.78	2,315,907.18	0.00	0.00	0.00	2,315,907.18	1,884,381.18	0.00	0.00	0.00	1,884,381.18	0.00	5,567,914.60	0.00	431,526.00
Other Maintenance and Operating Expenses		0.00	23,851,465.34	23,851,465.34	0.00	23,851,465.34	0.00	0.00	0.00	0.00	23,851,465.34	6,847,721.54	0.00	0.00	0.00	6,847,721.54	5,653,143.54	0.00	0.00	0.00	5,653,143.54	0.00	18,703,743.80	0.00	1,394,579.00
Representation Expenses	5029903000	0.00	7,883,821.78	7,883,821.78	0.00	7,883,821.78	0.00	0.00	0.00	0.00	7,883,821.78	2,315,907.18	0.00	0.00	0.00	2,315,907.18	1,884,381.18	0.00	0.00	0.00	1,884,381.18	0.00	5,567,914.60	0.00	431,526.00
Rent/Lease Expenses	5029905000	0.00	7,883,821.78	7,883,821.78	0.00	7,883,821.78	0.00	0.00	0.00	0.00	7,883,821.78	2,315,907.18	0.00	0.00	0.00	2,315,907.18	1,884,381.18	0.00	0.00	0.00	1,884,381.18	0.00	5,567,914.60	0.00	431,526.00
Rents - Equipment	5029905004	0.00	7,883,821.78	7,883,821.78	0.00	7,883,821.78	0.00	0.00	0.00	0.00	7,883,821.78	2,315,907.18	0.00	0.00	0.00	2,315,907.18	1,884,381.18	0.00	0.00	0.00	1,884,381.18	0.00	5,567,914.60	0.00	431,526.00
Other Maintenance and Operating Expenses	5029999000	0.00	7,883,821.78	7,883,821.78	0.00	7,883,821.78	0.00	0.00	0.00	0.00	7,883,821.78	2,315,907.18	0.00	0.00	0.00	2,315,907.18	1,884,381.18	0.00	0.00	0.00	1,884,381.18	0.00	5,567,914.60	0.00	431,526.00
Other Maintenance and Operating Expenses	5029999009	0.00	7,883,821.78	7,883,821.78	0.00	7,883,821.78	0.00	0.00	0.00	0.00	7,883,821.78	2,315,907.18	0.00	0.00	0.00	2,315,907.18	1,884,381.18	0.00	0.00	0.00	1,884,381.18	0.00	5,567,914.60	0.00	431,526.00
GRAND TOTAL		0.00	378,423,445.44	378,423,445.44	0.00	378,423,445.44	0.00	0.00	0.00	0.00	378,423,445.44	111,183,544.64	0.00	0.00	0.00	111,183,544.64	80,450,296.64	0.00	0.00	0.00	80,450,296.64	0.00	267,288,800.80	0.00	20,713,348.00

Certified Correct:


ISIDRO V. QUERUBIN, JR.
Chief Administrative Officer and,
Officer-in-Charge, Budget Section


Date:

Certified Correct:

MARISSA G. DALAY
Accountant III

Date:

Recommending Approval By:


ISIDRO V. QUERUBIN, JR.
Chief Administrative Officer, FAD

Date:

Approved By:


DR. ENRICO G. PARANGIT
Executive Director

Date: