


STATEMENT OF APPROPRIATIONS, ALLOTMENTS, OBLIGATIONS, DISBURSEMENTS AND BALANCES  
CURRENT APPROPRIATIONS  
December 31, 2023

Department: Department of Science and Technology (DOST)

Agency: PHILIPPINE COUNCIL FOR INDUSTRY, ENERGY, AND EMERGING TECHNOLOGY RESEARCH AND DEVELOPMENT

Particulars	UACS CODE	Appropriation			Allotments					Obligations	Disbursements	Balances		
		Authorized Appropriation	Adjustments (Transfer To)/From, Realignment)	Adjusted Appropriations	Allotments Received	Adjustments (Withdrawal, Realignment)	Transfer To	Transfer From	Adjusted Total Allotments			Unreleased Appropriations	Unobligated Allotment	Unpaid Obligations
I. Agency Specific Budget		834,692,000.00		836,797,983.00	834,692,000.00				836,797,983.00	827,272,016.57	786,049,418.08			
Specific Budgets of National Government Agencies	1101101	834,692,000.00		836,797,983.00	834,692,000.00				836,797,983.00	827,272,016.57	786,049,418.08			
General Administration and Support		46,736,000.00		47,630,525.00	46,736,000.00				47,630,525.00	38,215,228.00	37,956,893.40		9,415,297.00	258,334.60
General Administration and Support		46,678,000.00		47,572,525.00	46,678,000.00				47,572,525.00	38,157,228.00	37,898,893.40		9,415,297.00	258,334.60
PS		31,312,000.00		34,302,775.00	31,312,000.00				34,302,775.00	29,078,228.27	29,033,529.00		5,224,546.73	44,699.27
MOOE		15,366,000.00		13,269,750.00	15,366,000.00				13,269,750.00	9,078,999.73	8,865,364.40		4,190,750.27	213,635.33
CO														
Administration of Personnel Benefits (100000100002000)		58,000.00		58,000.00	58,000.00				58,000.00	58,000.00	58,000.00			
PS		58,000.00		58,000.00	58,000.00				58,000.00	58,000.00	58,000.00			
MOOE														
CO														
Operations		787,956,000.00		789,167,458.00	787,956,000.00				789,167,458.00	789,056,788.57	748,092,524.68		110,669.43	40,964,263.89
Development, integration, and coordination of the National Research System for Industry, Energy and Emerging Technology Sectors (310100100001000)														
PS		42,391,000.00		43,602,458.00	42,391,000.00				43,602,458.00	43,491,788.57	43,491,788.57		110,669.43	
MOOE		745,565,000.00		745,565,000.00	745,565,000.00				745,565,000.00	745,565,000.00	704,600,736.11			40,964,263.89
CO														
II. Automatic Appropriations		5,108,000.00		5,108,000.00	5,108,000.00				5,108,000.00	5,056,471.19	5,056,471.19		51,528.81	
Retirement and Life Insurance Premiums	1104102	5,108,000.00		5,108,000.00	5,108,000.00				5,108,000.00	5,056,471.19	5,056,471.19		51,528.81	
General Administration and Support		1,146,000.00		1,146,000.00	1,146,000.00				1,146,000.00	1,094,471.19	1,094,471.19		51,528.81	
General Management and Supervision (100000100001000)		1,146,000.00		1,146,000.00	1,146,000.00				1,146,000.00	1,094,471.19	1,094,471.19		51,528.81	
PS		1,146,000.00		1,146,000.00	1,146,000.00				1,146,000.00	1,094,471.19	1,094,471.19		51,528.81	
Operations		3,962,000.00		3,962,000.00	3,962,000.00				3,962,000.00	3,962,000.00	3,962,000.00			
Development, integration, and coordination of the National Research System for Industry, Energy and Emerging Technology Sectors (310100100001000)		3,962,000.00		3,962,000.00	3,962,000.00				3,962,000.00	3,962,000.00	3,962,000.00			
PS		3,962,000.00		3,962,000.00	3,962,000.00				3,962,000.00	3,962,000.00	3,962,000.00			
<b>GRAND TOTAL</b>		<b>839,800,000.00</b>		<b>841,905,983.00</b>	<b>839,800,000.00</b>				<b>841,905,983.00</b>	<b>832,328,487.76</b>	<b>791,105,889.27</b>		<b>51,528.81</b>	
PS		78,869,000.00		78,869,000.00	78,869,000.00				78,869,000.00	77,684,488.03	77,639,788.76		1,184,511.97	
MOOE		760,931,000.00		760,931,000.00	760,931,000.00				760,931,000.00	754,643,999.73	713,466,100.51		6,287,000.27	
FinEX														
CO														

Prepared by:

  
ISIDRO V. QUERUBIN, JR.  
Chief Administrative Officer, and  
Officer-In-Charge, Budget Section  
Date:

Approved By:

  
DR. ENRICO C. PARANGIT  
Executive Director  
Date:


STATEMENT OF APPROPRIATIONS, ALLOTMENTS, OBLIGATIONS, DISBURSEMENTS AND BALANCES  
CONTINUING APPROPRIATIONS  
December 31, 2023

Department: Department of Science and Technology (DOST)

Agency: PHILIPPINE COUNCIL FOR INDUSTRY, ENERGY, AND EMERGING TECHNOLOGY RESEARCH AND DEVELOPMENT

Particulars	UACS CODE	Appropriation			Allotments				Obligations	Disbursements	Balances		
		Authorized Appropriation	Adjustments (Transfer (To)/From, Realignment)	Adjusted Appropriations	Allotments Received	Transfer To	Transfer From	Adjusted Total Allotments			Unreleased Appropriations	Unobligated Allotment	Unpaid Obligations
I. Agency Specific Budget		4,919,088.86		4,919,088.86	4,919,088.86			4,919,088.86	3,196,168.31	2,896,283.28		1,722,920.55	299,885.03
Specific Budgets of National Government Agencies	1101101	4,919,088.86		4,919,088.86	4,919,088.86			4,919,088.86	3,196,168.31	2,896,283.28		1,722,920.55	299,885.03
General Administration and Support		3,425,560.00		3,425,560.00	3,425,560.00			3,425,560.00	1,836,756.25	1,800,756.25		1,588,803.75	36,000.00
General Administration and Support		3,425,560.00		3,425,560.00	3,425,560.00			3,425,560.00	1,836,756.25	1,800,756.25		1,588,803.75	36,000.00
PS													
MOOE		1,889,560.00		1,889,560.00	1,889,560.00			1,889,560.00	1,836,756.25	1,800,756.25		52,803.75	36,000.00
CO		1,536,000.00		1,536,000.00	1,536,000.00			1,536,000.00				1,536,000.00	
Operations		1,493,528.86		1,493,528.86	1,493,528.86			1,493,528.86	1,359,412.06	1,095,527.03		134,116.80	263,885.03
Development, integration, and coordination of the National Research System for Industry, Energy and Emerging Technology Sectors (310100100001000)		1,493,528.86		1,493,528.86	1,493,528.86			1,493,528.86	1,359,412.06	1,095,527.03		134,116.80	263,885.03
PS													
MOOE		1,493,528.86		1,493,528.86	1,493,528.86			1,493,528.86	1,359,412.06	1,095,527.03		134,116.80	263,885.03
CO													
GRAND TOTAL		4,919,088.86		4,919,088.86	4,919,088.86			4,919,088.86	3,196,168.31	2,896,283.28		1,722,920.55	299,885.03
PS													
MOOE		3,383,088.86		3,383,088.86	3,383,088.86			3,383,088.86	3,196,168.31	2,896,283.28		186,920.55	299,885.03
FinEX													
CO		1,536,000.00		1,536,000.00	1,536,000.00			1,536,000.00				1,536,000.00	

Prepared by:

  
**ISIDRO V. QUERUBIN, JR.**  
Chief Administrative Officer, and  
Officer-In-Charge, Budget Section

Date:

Approved By:

  
**DR. ENRICO C. PARINGIT**

Executive Director

Date:

STATEMENT OF APPROPRIATIONS, ALLOTMENTS, OBLIGATIONS, DISBURSEMENTS AND BALANCES  
CURRENT APPROPRIATIONS  
November 30, 2023

Department: Department of Science and Technology (DOST)

Agency: PHILIPPINE COUNCIL FOR INDUSTRY, ENERGY, AND EMERGING TECHNOLOGY RESEARCH AND DEVELOPMENT

Particulars	UACS CODE	Appropriation			Allotments					Obligations	Disbursements	Balances		
		Authorized Appropriation	Adjustments (Transfer (To)/From, Realignment)	Adjusted Appropriations	Allotments Received	Adjustments (Withdrawal, Realignment)	Transfer To	Transfer From	Adjusted Total Allotments			Unreleased Appropriations	Unobligated Allotment	Unpaid Obligations
I. Agency Specific Budget		834,692,000.00		834,692,000.00	834,692,000.00				834,692,000.00	810,092,827.15	752,086,105.25			
Specific Budgets of National Government Agencies	1101101	834,692,000.00		834,692,000.00	834,692,000.00				834,692,000.00	810,092,827.15	752,086,105.25			
General Administration and Support		46,736,000.00		46,736,000.00	46,736,000.00				46,736,000.00	30,119,088.18	30,080,200.39		16,616,911.82	38,887.79
General Administration and Support		46,678,000.00		46,678,000.00	46,678,000.00				46,678,000.00	30,061,088.18	30,022,200.39		16,616,911.82	38,887.79
PS		31,312,000.00		31,312,000.00	31,312,000.00				31,312,000.00	22,007,486.82	22,007,486.82		9,304,513.18	
MOOE		15,366,000.00		15,366,000.00	15,366,000.00				15,366,000.00	8,053,601.36	8,014,713.57		7,312,398.64	38,887.79
CO														
Administration of Personnel Benefits (100000100002000)		58,000.00		58,000.00	58,000.00				58,000.00	58,000.00	58,000.00			
PS		58,000.00		58,000.00	58,000.00				58,000.00	58,000.00	58,000.00			
MOOE														
CO														
Operations		787,956,000.00		787,956,000.00	787,956,000.00				787,956,000.00	779,973,738.97	722,005,904.86		7,982,261.03	57,967,834.11
Development, integration, and coordination of the National Research System for Industry, Energy and Emerging Technology Sectors (310100100001000)														
PS		42,391,000.00		42,391,000.00	42,391,000.00				42,391,000.00	41,642,880.49	41,642,880.49		748,119.51	
MOOE		745,565,000.00		745,565,000.00	745,565,000.00				745,565,000.00	738,330,858.48	680,363,024.37		7,234,141.52	57,967,834.11
CO														
II. Automatic Appropriations		5,108,000.00		5,108,000.00	5,108,000.00				5,108,000.00	4,633,623.95	4,633,623.95		474,376.05	
Retirement and Life Insurance Premiums	1104102	5,108,000.00		5,108,000.00	5,108,000.00				5,108,000.00	4,633,623.95	4,633,623.95		474,376.05	
General Administration and Support		1,146,000.00		1,146,000.00	1,146,000.00				1,146,000.00	897,519.83	897,519.83		248,480.17	
General Management and Supervision (100000100001000)		1,146,000.00		1,146,000.00	1,146,000.00				1,146,000.00	897,519.83	897,519.83		248,480.17	
PS		1,146,000.00		1,146,000.00	1,146,000.00				1,146,000.00	897,519.83	897,519.83		248,480.17	
Operations		3,962,000.00		3,962,000.00	3,962,000.00				3,962,000.00	3,736,104.12	3,736,104.12		225,895.88	
Development, integration, and coordination of the National Research System for Industry, Energy and Emerging Technology Sectors (310100100001000)		3,962,000.00		3,962,000.00	3,962,000.00				3,962,000.00	3,736,104.12	3,736,104.12		225,895.88	
PS		3,962,000.00		3,962,000.00	3,962,000.00				3,962,000.00	3,736,104.12	3,736,104.12		225,895.88	
<b>GRAND TOTAL</b>		<b>839,800,000.00</b>		<b>839,800,000.00</b>	<b>839,800,000.00</b>				<b>839,800,000.00</b>	<b>814,726,451.10</b>	<b>756,719,729.20</b>		<b>474,376.05</b>	
PS		78,869,000.00		78,869,000.00	78,869,000.00				78,869,000.00	68,341,991.26	68,341,991.26		10,527,008.74	
MOOE		760,931,000.00		760,931,000.00	760,931,000.00				760,931,000.00	746,384,459.84	688,377,737.94		14,546,540.16	
FinEX														
CO														

Prepared by:



ISIDRO V. QUERUBIN, JR.

Administrative Officer V, Budget Section

Date:

Approved By:



DR. ENRICO C. PARANGIT

Executive Director

Date:

**STATEMENT OF APPROPRIATIONS, ALLOTMENTS, OBLIGATIONS, DISBURSEMENTS AND BALANCES**  
**CONTINUING APPROPRIATIONS**  
**November 30, 2023**

Department: Department of Science and Technology (DOST)

Agency: PHILIPPINE COUNCIL FOR INDUSTRY, ENERGY, AND EMERGING TECHNOLOGY RESEARCH AND DEVELOPMENT

Particulars	UACS CODE	Appropriation			Allotments				Obligations	Disbursements	Balances		
		Authorized Appropriation	Adjustments (Transfer (To)/From, Realignment)	Adjusted Appropriations	Allotments Received	Transfer To	Transfer From	Adjusted Total Allotments			Unreleased Appropriations	Unobligated Allotment	Unpaid Obligations
I. Agency Specific Budget		4,919,088.86		4,919,088.86	4,919,088.86			4,919,088.86	3,160,168.31	2,657,032.97		1,758,920.55	503,135.34
Specific Budgets of National Government Agencies	1101101	4,919,088.86		4,919,088.86	4,919,088.86			4,919,088.86	3,160,168.31	2,657,032.97		1,758,920.55	503,135.34
General Administration and Support		3,425,560.00		3,425,560.00	3,425,560.00			3,425,560.00	1,800,756.25	1,800,756.25		1,624,803.75	
General Administration and Support		3,425,560.00		3,425,560.00	3,425,560.00			3,425,560.00	1,800,756.25	1,800,756.25		1,624,803.75	
PS													
MOOE		1,889,560.00		1,889,560.00	1,889,560.00			1,889,560.00	1,800,756.25	1,800,756.25		88,803.75	
CO		1,536,000.00		1,536,000.00	1,536,000.00			1,536,000.00				1,536,000.00	
Operations		1,493,528.86		1,493,528.86	1,493,528.86			1,493,528.86	1,359,412.06	856,276.72		134,116.80	503,135.34
Development, integration, and coordination of the National Research System for Industry, Energy and Emerging Technology Sectors (310100100001000)		1,493,528.86		1,493,528.86	1,493,528.86			1,493,528.86	1,359,412.06	856,276.72		134,116.80	503,135.34
PS													
MOOE		1,493,528.86		1,493,528.86	1,493,528.86			1,493,528.86	1,359,412.06	856,276.72		134,116.80	503,135.34
CO													
<b>GRAND TOTAL</b>		<b>4,919,088.86</b>		<b>4,919,088.86</b>	<b>4,919,088.86</b>			<b>4,919,088.86</b>	<b>3,160,168.31</b>	<b>2,657,032.97</b>		<b>1,758,920.55</b>	<b>503,135.34</b>
PS													
MOOE		3,383,088.86		3,383,088.86	3,383,088.86			3,383,088.86	3,160,168.31	2,657,032.97		222,920.55	503,135.34
FinEX													
CO		1,536,000.00		1,536,000.00	1,536,000.00			1,536,000.00				1,536,000.00	

Prepared by:

  
**ISIDRO V. QUERUBIN, JR.**

Administrative Officer V, Budget Section

Date:

Approved By:

  
**DR. ENRICO C. PARINGIT**

Executive Director

Date:

STATEMENT OF APPROPRIATIONS, ALLOTMENTS, OBLIGATIONS, DISBURSEMENTS AND BALANCES  
CURRENT APPROPRIATIONS  
October 31, 2023

Department: Department of Science and Technology (DOST)

Agency: PHILIPPINE COUNCIL FOR INDUSTRY, ENERGY, AND EMERGING TECHNOLOGY RESEARCH AND DEVELOPMENT

Particulars	UACS CODE	Appropriation			Allotments					Obligations	Disbursements	Balances		
		Authorized Appropriation	Adjustments (To)/From, Realignment	Adjusted Appropriations	Allotments Received	Adjustments (Withdrawal, Realignment)	Transfer To	Transfer From	Adjusted Total Allotments			Unreleased Appropriations	Unobligated Allotment	Unpaid Obligations
I. Agency Specific Budget		834,692,000.00		834,692,000.00	834,692,000.00				834,692,000.00	736,908,457.98	719,029,439.33			
Specific Budgets of National Government Agencies	1101101	834,692,000.00		834,692,000.00	834,692,000.00				834,692,000.00	736,908,457.98	719,029,439.33			
General Administration and Support		46,736,000.00		46,736,000.00	46,736,000.00				46,736,000.00	27,624,266.01	27,493,874.43		19,111,733.99	130,391.58
General Administration and Support		46,678,000.00		46,678,000.00	46,678,000.00				46,678,000.00	27,566,266.01	27,435,874.43		19,111,733.99	130,391.58
PS		31,312,000.00		31,312,000.00	31,312,000.00				31,312,000.00	19,838,240.62	19,838,240.62		11,473,759.38	
MOOE		15,366,000.00		15,366,000.00	15,366,000.00				15,366,000.00	7,728,025.39	7,597,633.81		7,637,974.61	130,391.58
CO										-				
Administration of Personnel Benefits (100000100002000)		58,000.00		58,000.00	58,000.00				58,000.00	58,000.00	58,000.00			
PS		58,000.00		58,000.00	58,000.00				58,000.00	58,000.00	58,000.00			
MOOE														
CO														
Operations		787,956,000.00		787,956,000.00	787,956,000.00				787,956,000.00	709,284,191.97	691,535,564.90		78,671,808.03	17,748,627.07
Development, integration, and coordination of the National Research System for Industry, Energy and Emerging Technology Sectors (310100100001000)														
PS		42,391,000.00		42,391,000.00	42,391,000.00				42,391,000.00	35,427,460.36	35,427,460.36		6,963,539.64	
MOOE		745,565,000.00		745,565,000.00	745,565,000.00				745,565,000.00	673,856,731.61	656,108,104.54		71,708,268.39	17,748,627.07
CO										-				
II. Automatic Appropriations		5,108,000.00		5,108,000.00	5,108,000.00				5,108,000.00	4,210,776.71	4,210,776.71		897,223.29	
Retirement and Life Insurance Premiums	1104102	5,108,000.00		5,108,000.00	5,108,000.00				5,108,000.00	4,210,776.71	4,210,776.71		897,223.29	
General Administration and Support		1,146,000.00		1,146,000.00	1,146,000.00				1,146,000.00	820,769.99	820,769.99		325,230.01	
General Management and Supervision (100000100001000)		1,146,000.00		1,146,000.00	1,146,000.00				1,146,000.00	820,769.99	820,769.99		325,230.01	
PS		1,146,000.00		1,146,000.00	1,146,000.00				1,146,000.00	820,769.99	820,769.99		325,230.01	
Operations		3,962,000.00		3,962,000.00	3,962,000.00				3,962,000.00	3,390,006.72	3,390,006.72		571,993.28	
Development, integration, and coordination of the National Research System for Industry, Energy and Emerging Technology Sectors (310100100001000)		3,962,000.00		3,962,000.00	3,962,000.00				3,962,000.00	3,390,006.72	3,390,006.72		571,993.28	
PS		3,962,000.00		3,962,000.00	3,962,000.00				3,962,000.00	3,390,006.72	3,390,006.72		571,993.28	
GRAND TOTAL		839,800,000.00		839,800,000.00	839,800,000.00				839,800,000.00	741,119,234.69	723,240,216.04		897,223.29	
PS		78,869,000.00		78,869,000.00	78,869,000.00				78,869,000.00	59,534,477.69	59,534,477.69		19,334,522.31	
MOOE		760,931,000.00		760,931,000.00	760,931,000.00				760,931,000.00	681,584,757.00	663,705,738.35		79,346,243.00	
FinEX														
CO														

Prepared by:



ISIDRO V. QUERUBIN, JR.

Administrative Officer V, Budget Section

Date:

Approved By:



DR. ENRICO C. PARANGIT

Executive Director

Date:



STATEMENT OF APPROPRIATIONS, ALLOTMENTS, OBLIGATIONS, DISBURSEMENTS AND BALANCES  
CONTINUING APPROPRIATIONS  
October 31, 2023

Department: Department of Science and Technology (DOST)

Agency: PHILIPPINE COUNCIL FOR INDUSTRY, ENERGY, AND EMERGING TECHNOLOGY RESEARCH AND DEVELOPMENT

Particulars	UACS CODE	Appropriation			Allotments			Obligations	Disbursements	Balances		
		Authorized Appropriation	Adjustments (Transfer (To)/From, Realignment)	Adjusted Appropriations	Allotments Received	Transfer To	Transfer From			Unreleased Appropriations	Unobligated Allotment	Unpaid Obligations
I. Agency Specific Budget		4,919,088.86		4,919,088.86	4,919,088.86			4,919,088.86	2,967,668.31	2,288,932.31	1,951,420.55	678,736.00
Specific Budgets of National Government Agencies	1101101	4,919,088.86		4,919,088.86	4,919,088.86			4,919,088.86	2,967,668.31	2,288,932.31	1,951,420.55	678,736.00
General Administration and Support		3,425,560.00		3,425,560.00	3,425,560.00			3,425,560.00	1,800,756.25	1,157,314.25	1,624,803.75	643,442.00
General Administration and Support		3,425,560.00		3,425,560.00	3,425,560.00			3,425,560.00	1,800,756.25	1,157,314.25	1,624,803.75	643,442.00
PS												
MOOE		1,889,560.00		1,889,560.00	1,889,560.00			1,889,560.00	1,800,756.25	1,157,314.25	88,803.75	643,442.00
CO		1,536,000.00		1,536,000.00	1,536,000.00			1,536,000.00			1,536,000.00	
Operations		1,493,528.86		1,493,528.86	1,493,528.86			1,493,528.86	1,166,912.06	1,131,618.06	326,616.80	35,294.00
Development, integration, and coordination of the National Research System for Industry, Energy and Emerging Technology Sectors (310100100001000)		1,493,528.86		1,493,528.86	1,493,528.86			1,493,528.86	1,166,912.06	1,131,618.06	326,616.80	35,294.00
PS												
MOOE		1,493,528.86		1,493,528.86	1,493,528.86			1,493,528.86	1,166,912.06	1,131,618.06	326,616.80	35,294.00
CO												
GRAND TOTAL		4,919,088.86		4,919,088.86	4,919,088.86			4,919,088.86	2,967,668.31	2,288,932.31	1,951,420.55	678,736.00
PS												
MOOE		3,383,088.86		3,383,088.86	3,383,088.86			3,383,088.86	2,967,668.31	2,288,932.31	415,420.55	678,736.00
FinEX												
CO		1,536,000.00		1,536,000.00	1,536,000.00			1,536,000.00			1,536,000.00	

Prepared by:



ISIDRO V. QUERUBIN, JR.

Administrative Officer V, Budget Section

Date:

Approved By:



DR. ENRICO C. PARINGIT

Executive Director

Date:

STATEMENT OF APPROPRIATIONS, ALLOTMENTS, OBLIGATIONS, DISBURSEMENTS AND BALANCES  
CURRENT APPROPRIATIONS  
September 30, 2023

Department: Department of Science and Technology (DOST)  
Agency: PHILIPPINE COUNCIL FOR INDUSTRY, ENERGY, AND EMERGING TECHNOLOGY RESEARCH AND DEVELOPMENT

Particulars	UACS CODE	Appropriation			Allotments					Obligations	Disbursements	Balances		
		Authorized Appropriation	Adjustments (Transfer (To)/From, Realignment)	Adjusted Appropriations	Allotments Received	Adjustments (Withdrawal, Realignment)	Transfer To	Transfer From	Adjusted Total Allotments			Unreleased Appropriations	Unobligated Allotment	Unpaid Obligations
I. Agency Specific Budget		834,692,000.00		834,692,000.00	834,692,000.00				834,692,000.00	702,894,080.48	695,072,601.78			
Specific Budgets of National Government Agencies	1101101	834,692,000.00		834,692,000.00	834,692,000.00				834,692,000.00	702,894,080.48	695,072,601.78			
General Administration and Support		46,736,000.00		46,736,000.00	46,736,000.00				46,736,000.00	26,650,469.30	26,249,976.82		20,085,530.70	400,492.48
General Administration and Support		46,678,000.00		46,678,000.00	46,678,000.00				46,678,000.00	26,592,469.30	26,191,976.82		20,085,530.70	400,492.48
PS		31,312,000.00		31,312,000.00	31,312,000.00				31,312,000.00	19,066,215.67	19,041,109.20		12,245,784.33	25,106.47
MOOE		15,366,000.00		15,366,000.00	15,366,000.00				15,366,000.00	7,526,253.83	7,150,867.82		7,839,746.37	375,386.01
Administration of Personnel Benefits (100000100002000)		58,000.00		58,000.00	58,000.00				58,000.00	58,000.00	58,000.00			
		58,000.00		58,000.00	58,000.00				58,000.00	58,000.00	58,000.00			
MOOE														
CO														
Operations		787,956,000.00		787,956,000.00	787,956,000.00				787,956,000.00	676,243,611.18	668,822,624.96		111,712,388.82	7,420,986.22
Development, integration, and coordination of the National Research System for Industry, Energy and Emerging Technology Sectors (310100100001000)														
PS		42,391,000.00		42,391,000.00	42,391,000.00				42,391,000.00	31,009,521.17	31,009,521.17		11,381,478.83	
MOOE		745,565,000.00		745,565,000.00	745,565,000.00				745,565,000.00	645,234,090.01	637,813,103.79		100,330,909.99	7,420,986.22
CO														
II. Automatic Appropriations		5,108,000.00		5,108,000.00	5,108,000.00				5,108,000.00	3,792,690.11	3,792,690.11		1,315,309.89	
Retirement and Life Insurance Premiums	1104102	5,108,000.00		5,108,000.00	5,108,000.00				5,108,000.00	3,792,690.11	3,792,690.11		1,315,309.89	
General Administration and Support		1,146,000.00		1,146,000.00	1,146,000.00				1,146,000.00	744,020.15	744,020.15		401,979.85	
General Management and Supervision (1000001000001000)		1,146,000.00		1,146,000.00	1,146,000.00				1,146,000.00	744,020.15	744,020.15		401,979.85	
PS		1,146,000.00		1,146,000.00	1,146,000.00				1,146,000.00	744,020.15	744,020.15		401,979.85	
Operations		3,962,000.00		3,962,000.00	3,962,000.00				3,962,000.00	3,048,669.96	3,048,669.96		913,330.04	
Development, integration, and coordination of the National Research System for Industry, Energy and Emerging Technology Sectors (310100100001000)		3,962,000.00		3,962,000.00	3,962,000.00				3,962,000.00	3,048,669.96	3,048,669.96		913,330.04	
PS		3,962,000.00		3,962,000.00	3,962,000.00				3,962,000.00	3,048,669.96	3,048,669.96		913,330.04	
GRAND TOTAL		839,800,000.00		839,800,000.00	839,800,000.00				839,800,000.00	706,686,770.59	698,865,291.89		1,315,309.89	
PS		78,869,000.00		78,869,000.00	78,869,000.00				78,869,000.00	53,926,426.95	53,901,320.48		24,942,573.05	
MOOE		760,931,000.00		760,931,000.00	760,931,000.00				760,931,000.00	652,760,343.64	644,963,971.41		108,170,656.36	
FinEX														
CO														

Prepared by:



ISIDRO V. QUERUBIN, JR.

Administrative Officer V, Budget Section

Date:

Approved By:



DR. ENRICO C. PARANGIT

Executive Director

Date:

STATEMENT OF APPROPRIATIONS, ALLOTMENTS, OBLIGATIONS, DISBURSEMENTS AND BALANCES  
CONTINUING APPROPRIATIONS  
September 30, 2023

Department: Department of Science and Technology (DOST)

Agency: PHILIPPINE COUNCIL FOR INDUSTRY, ENERGY, AND EMERGING TECHNOLOGY RESEARCH AND DEVELOPMENT

Particulars	UACS CODE	Appropriation			Allotments				Obligations	Disbursements	Balances		
		Authorized Appropriation	Adjustments (Transfer (To)/From, Realignment)	Adjusted Appropriations	Allotments Received	Transfer To	Transfer From	Adjusted Total Allotments			Unreleased Appropriations	Unobligated Allotment	Unpaid Obligations
I. Agency Specific Budget		4,919,088.86		4,919,088.86	4,919,088.86			4,919,088.86	2,967,668.31	2,288,932.31		1,951,420.55	678,736.00
Specific Budgets of National Government Agencies	1101101	4,919,088.86		4,919,088.86	4,919,088.86			4,919,088.86	2,967,668.31	2,288,932.31		1,951,420.55	678,736.00
General Administration and Support		3,425,560.00		3,425,560.00	3,425,560.00			3,425,560.00	1,800,756.25	1,157,314.25		1,624,803.75	643,442.00
General Administration and Support		3,425,560.00		3,425,560.00	3,425,560.00			3,425,560.00	1,800,756.25	1,157,314.25		1,624,803.75	643,442.00
PS													
MOOE		1,889,560.00		1,889,560.00	1,889,560.00			1,889,560.00	1,800,756.25	1,157,314.25		88,803.75	643,442.00
CO		1,536,000.00		1,536,000.00	1,536,000.00			1,536,000.00				1,536,000.00	
Operations		1,493,528.86		1,493,528.86	1,493,528.86			1,493,528.86	1,166,912.06	1,131,618.06		326,616.80	35,294.00
Development, integration, and coordination of the National Research System for Industry, Energy and Emerging Technology Sectors (310100100001000)		1,493,528.86		1,493,528.86	1,493,528.86			1,493,528.86	1,166,912.06	1,131,618.06		326,616.80	35,294.00
PS													
MOOE		1,493,528.86		1,493,528.86	1,493,528.86			1,493,528.86	1,166,912.06	1,131,618.06		326,616.80	35,294.00
CO													
GRAND TOTAL		4,919,088.86		4,919,088.86	4,919,088.86			4,919,088.86	2,967,668.31	2,288,932.31		1,951,420.55	678,736.00
PS													
MOOE		3,383,088.86		3,383,088.86	3,383,088.86			3,383,088.86	2,967,668.31	2,288,932.31		415,420.55	678,736.00
FinEX													
CO		1,536,000.00		1,536,000.00	1,536,000.00			1,536,000.00				1,536,000.00	

Prepared by:



ISIDRO V. QUERUBIN, JR.

Administrative Officer V, Budget Section

Date:

Approved By:



DR. ENRICO C. PARANGIT

Executive Director

Date:



STATEMENT OF APPROPRIATIONS, ALLOTMENTS, OBLIGATIONS, DISBURSEMENTS AND BALANCES  
CURRENT APPROPRIATIONS  
August 31, 2023

Department: Department of Science and Technology (DOST)  
Agency: PHILIPPINE COUNCIL FOR INDUSTRY, ENERGY, AND EMERGING TECHNOLOGY RESEARCH AND DEVELOPMENT

Particulars	UACS CODE	Appropriation			Allotments					Obligations	Disbursements	Balances		
		Authorized Appropriation	Adjustments (Transfer (To)/From, Realignment)	Adjusted Appropriations	Allotments Received	Adjustments (Withdrawal, Realignment)	Transfer To	Transfer From	Adjusted Total Allotments			Unreleased Appropriations	Unobligated Allotment	Unpaid Obligations
I. Agency Specific Budget														
Specific Budgets of National Government Agencies	1101101													
General Administration and Support		46,736,000.00		46,736,000.00	46,736,000.00				46,736,000.00	23,877,518.08	23,725,833.38		22,858,481.92	151,684.70
General Administration and Support		46,678,000.00		46,678,000.00	46,678,000.00				46,678,000.00	23,819,518.08	23,667,833.38		22,858,481.92	151,684.70
PS		31,312,000.00		31,312,000.00	31,312,000.00				31,312,000.00	16,989,144.88	16,960,649.18		14,322,855.12	28,495.70
MOOE		15,366,000.00		15,366,000.00	15,366,000.00				15,366,000.00	8,830,373.20	6,707,184.20		8,535,626.80	123,189.00
CO														
Administration of Personnel Benefits (100000100002000)		58,000.00		58,000.00	58,000.00				58,000.00	58,000.00	58,000.00			
PS		58,000.00		58,000.00	58,000.00				58,000.00	58,000.00	58,000.00			
MOOE														
CO														
Operations		787,956,000.00		787,956,000.00	787,956,000.00				787,956,000.00	538,304,057.15	521,113,523.91		249,651,942.85	17,190,533.24
Development, integration, and coordination of the National Research System for Industry, Energy and Emerging Technology Sectors (310100100001000)														
PS		42,391,000.00		42,391,000.00	42,391,000.00				42,391,000.00	27,725,374.51	27,720,574.51		14,665,625.49	4,800.00
MOOE		745,565,000.00		745,565,000.00	745,565,000.00				745,565,000.00	510,578,682.64	493,392,949.40		234,986,317.36	17,185,733.24
CO														
II. Automatic Appropriations		5,108,000.00		5,108,000.00	5,108,000.00				5,108,000.00	3,374,603.51	2,965,035.95		1,733,396.49	409,567.56
Retirement and Life Insurance Premiums	1104102	5,108,000.00		5,108,000.00	5,108,000.00				5,108,000.00	3,374,603.51	2,965,035.95		1,733,396.49	409,567.56
General Administration and Support		1,146,000.00		1,146,000.00	1,146,000.00				1,146,000.00	667,270.31	590,520.47		478,729.69	76,749.84
General Management and Supervision (100000100001000)		1,146,000.00		1,146,000.00	1,146,000.00				1,146,000.00	667,270.31	590,520.47		478,729.69	76,749.84
PS		1,146,000.00		1,146,000.00	1,146,000.00				1,146,000.00	667,270.31	590,520.47		478,729.69	76,749.84
Operations		3,962,000.00		3,962,000.00	3,962,000.00				3,962,000.00	2,707,333.20	2,374,515.48		1,254,666.80	332,817.72
Development, integration, and coordination of the National Research System for Industry, Energy and Emerging Technology Sectors (310100100001000)		3,962,000.00		3,962,000.00	3,962,000.00				3,962,000.00	2,707,333.20	2,374,515.48		1,254,666.80	332,817.72
PS		3,962,000.00		3,962,000.00	3,962,000.00				3,962,000.00	2,707,333.20	2,374,515.48		1,254,666.80	332,817.72
GRAND TOTAL		5,108,000.00		5,108,000.00	5,108,000.00				5,108,000.00	3,374,603.51	2,965,035.95		1,733,396.49	409,567.56
PS		78,869,000.00		78,869,000.00	78,869,000.00				78,869,000.00	48,147,122.90	47,704,259.64		30,721,877.10	
MOOE		760,931,000.00		760,931,000.00	760,931,000.00				760,931,000.00	517,409,055.84	500,100,133.60		243,521,944.16	
FinEX														
CO														

Prepared by:

ISIDRO V. QUERUBIN, JR.

Administrative Officer V, Budget Section

Date:

Approved By:

DR. ENRICO C. LARINGIT

Executive Director

Date:

STATEMENT OF APPROPRIATIONS, ALLOTMENTS, OBLIGATIONS, DISBURSEMENTS AND BALANCES  
CONTINUING APPROPRIATIONS  
August 31, 2023

Department: Department of Science and Technology (DOST)

Agency: PHILIPPINE COUNCIL FOR INDUSTRY, ENERGY, AND EMERGING TECHNOLOGY RESEARCH AND DEVELOPMENT

Particulars	UACS CODE	Appropriation			Allotments				Obligations	Disbursements	Balances		
		Authorized Appropriation	Adjustments (Transfer (To)/From, Realignment)	Adjusted Appropriations	Allotments Received	Transfer To	Transfer From	Adjusted Total Allotments			Unreleased Appropriations	Unobligated Allotment	Unpaid Obligations
I. Agency Specific Budget		4,919,088.86		4,919,088.86	4,919,088.86			4,919,088.86	2,967,668.31	2,288,932.31		1,951,420.55	678,736.00
Specific Budgets of National Government Agencies	1101101	4,919,088.86		4,919,088.86	4,919,088.86			4,919,088.86	2,967,668.31	2,288,932.31		1,951,420.55	678,736.00
General Administration and Support		3,425,560.00		3,425,560.00	3,425,560.00			3,425,560.00	1,800,756.25	1,157,314.25		1,624,803.75	643,442.00
General Administration and Support		3,425,560.00		3,425,560.00	3,425,560.00			3,425,560.00	1,800,756.25	1,157,314.25		1,624,803.75	643,442.00
PS													
MOOE		1,889,560.00		1,889,560.00	1,889,560.00			1,889,560.00	1,800,756.25	1,157,314.25		88,803.75	643,442.00
CO		1,536,000.00		1,536,000.00	1,536,000.00			1,536,000.00				1,536,000.00	
Operations		1,493,528.86		1,493,528.86	1,493,528.86			1,493,528.86	1,166,912.06	1,131,618.06		326,616.80	35,294.00
Development, integration, and coordination of the National Research System for Industry, Energy and Emerging Technology Sectors (310100100001000)		1,493,528.86		1,493,528.86	1,493,528.86			1,493,528.86	1,166,912.06	1,131,618.06		326,616.80	35,294.00
PS													
MOOE		1,493,528.86		1,493,528.86	1,493,528.86			1,493,528.86	1,166,912.06	1,131,618.06		326,616.80	35,294.00
CO													
GRAND TOTAL		4,919,088.86		4,919,088.86	4,919,088.86			4,919,088.86	2,967,668.31	2,288,932.31		1,951,420.55	678,736.00
PS													
MOOE		3,383,088.86		3,383,088.86	3,383,088.86			3,383,088.86	2,967,668.31	2,288,932.31		415,420.55	678,736.00
FinEX													
CO		1,536,000.00		1,536,000.00	1,536,000.00			1,536,000.00				1,536,000.00	

Prepared by:



ISIDRO V. QUERUBIN, JR.

Administrative Officer V, Budget Section

Date:

Approved By:



DR. ENRICO C. PARINGIT

Executive Director

Date:


**STATEMENT OF APPROPRIATIONS, ALLOTMENTS, OBLIGATIONS, DISBURSEMENTS AND BALANCES**  
**CURRENT APPROPRIATIONS**  
 July 31, 2023

Department: Department of Science and Technology (DOST)


Agency: PHILIPPINE COUNCIL FOR INDUSTRY, ENERGY, AND EMERGING TECHNOLOGY RESEARCH AND DEVELOPMENT

Particulars	UACS CODE	Appropriation			Allotments					Obligations	Disbursements	Balances		
		Authorized Appropriation	Adjustments (Transfer (To)/From, Realignment)	Adjusted Appropriations	Allotments Received	Adjustments (Withdrawal, Realignment)	Transfer To	Transfer From	Adjusted Total Allotments			Unreleased Appropriations	Unobligated Allotment	Unpaid Obligations
I. Agency Specific Budget														
Specific Budgets of National Government Agencies	1101101													
General Administration and Support		46,736,000.00		46,736,000.00	46,736,000.00				46,736,000.00	21,232,406.53	21,076,790.63		25,503,593.47	155,615.90
General Administration and Support		46,678,000.00		46,678,000.00	46,678,000.00				46,678,000.00	21,174,406.53	21,018,790.63		25,503,593.47	155,615.90
PS		31,312,000.00		31,312,000.00	31,312,000.00				31,312,000.00	14,792,692.74	14,792,692.74		16,519,307.26	
MOOE		15,366,000.00		15,366,000.00	15,366,000.00				15,366,000.00	6,381,713.79	6,226,097.89		8,984,286.21	155,615.90
CO														
Administration of Personnel Benefits (100000100002000)		58,000.00		58,000.00	58,000.00				58,000.00	58,000.00	58,000.00			
PS		58,000.00		58,000.00	58,000.00				58,000.00	58,000.00	58,000.00			
MOOE														
CO														
Operations		787,956,000.00		787,956,000.00	787,956,000.00				787,956,000.00	490,244,089.20	469,099,992.04		297,711,910.80	21,144,097.16
Development, integration, and coordination of the National Research System for Industry, Energy and Emerging Technology Sectors (310100100001000)														
PS		42,391,000.00		42,391,000.00	42,391,000.00				42,391,000.00	24,804,343.51	24,804,343.51		17,586,656.49	
MOOE		745,565,000.00		745,565,000.00	745,565,000.00				745,565,000.00	465,439,745.69	444,295,648.53		280,125,254.31	21,144,097.16
CO														
II. Automatic Appropriations		5,108,000.00		5,108,000.00	5,108,000.00				5,108,000.00	2,545,764.47	2,545,764.47		2,562,235.53	
Retirement and Life Insurance Premiums	1104102	5,108,000.00		5,108,000.00	5,108,000.00				5,108,000.00	2,545,764.47	2,545,764.47		2,562,235.53	
General Administration and Support		1,146,000.00		1,146,000.00	1,146,000.00				1,146,000.00	513,770.63	513,770.63		632,229.37	
General Management and Supervision (100000100001000)		1,146,000.00		1,146,000.00	1,146,000.00				1,146,000.00	513,770.63	513,770.63		632,229.37	
PS		1,146,000.00		1,146,000.00	1,146,000.00				1,146,000.00	513,770.63	513,770.63		632,229.37	
Operations		3,962,000.00		3,962,000.00	3,962,000.00				3,962,000.00	2,031,993.84	2,031,993.84		1,930,006.16	
Development, integration, and coordination of the National Research System for Industry, Energy and Emerging Technology Sectors (310100100001000)		3,962,000.00		3,962,000.00	3,962,000.00				3,962,000.00	2,031,993.84	2,031,993.84		1,930,006.16	
PS		3,962,000.00		3,962,000.00	3,962,000.00				3,962,000.00	2,031,993.84	2,031,993.84		1,930,006.16	
<b>GRAND TOTAL</b>		<b>5,108,000.00</b>		<b>5,108,000.00</b>	<b>5,108,000.00</b>				<b>5,108,000.00</b>	<b>2,545,764.47</b>	<b>2,545,764.47</b>		<b>2,562,235.53</b>	
PS		78,869,000.00		78,869,000.00	78,869,000.00				78,869,000.00	42,200,800.72	42,200,800.72		36,668,199.28	
MOOE		760,931,000.00		760,931,000.00	760,931,000.00				760,931,000.00	471,821,459.48	450,521,746.42		289,109,540.52	
FinEX														
CO														

Prepared by:

  
**AILEEN L. VENTURA**  
 Administrative Officer V, and  
 OIC - Budget Section  
 Date:

Approved By:

  
**DR. ENRICO C. PARANGIT**  
 Executive Director  
 Date:

STATEMENT OF APPROPRIATIONS, ALLOTMENTS, OBLIGATIONS, DISBURSEMENTS AND BALANCES  
CONTINUING APPROPRIATIONS  
July 31, 2023

Department: Department of Science and Technology (DOST)

Agency: PHILIPPINE COUNCIL FOR INDUSTRY, ENERGY, AND EMERGING TECHNOLOGY RESEARCH AND DEVELOPMENT

Particulars	UACS CODE	Appropriation			Allotments			Obligations	Disbursements	Balances		
		Authorized Appropriation	Adjustments (Transfer (To)/From, Realignment)	Adjusted Appropriations	Allotments Received	Transfer To	Transfer From			Unreleased Appropriations	Unobligated Allotment	Unpaid Obligations
I. Agency Specific Budget		4,919,088.86		4,919,088.86	4,919,088.86			4,919,088.86	2,967,668.31	2,288,932.31	1,951,420.55	678,736.00
Specific Budgets of National Government Agencies	1101101	4,919,088.86		4,919,088.86	4,919,088.86			4,919,088.86	2,967,668.31	2,288,932.31	1,951,420.55	678,736.00
General Administration and Support		3,425,560.00		3,425,560.00	3,425,560.00			3,425,560.00	1,800,756.25	1,157,314.25	1,624,803.75	643,442.00
General Administration and Support		3,425,560.00		3,425,560.00	3,425,560.00			3,425,560.00	1,800,756.25	1,157,314.25	1,624,803.75	643,442.00
PS												
MOOE		1,889,560.00		1,889,560.00	1,889,560.00			1,889,560.00	1,800,756.25	1,157,314.25	88,803.75	643,442.00
CO		1,536,000.00		1,536,000.00	1,536,000.00			1,536,000.00			1,536,000.00	
Operations		1,493,528.86		1,493,528.86	1,493,528.86			1,493,528.86	1,166,912.06	1,131,618.06	326,616.80	35,294.00
Development, integration, and coordination of the National Research System for Industry, Energy and Emerging Technology Sectors (310100100001000)		1,493,528.86		1,493,528.86	1,493,528.86			1,493,528.86	1,166,912.06	1,131,618.06	326,616.80	35,294.00
PS												
MOOE		1,493,528.86		1,493,528.86	1,493,528.86			1,493,528.86	1,166,912.06	1,131,618.06	326,616.80	35,294.00
CO												
GRAND TOTAL		4,919,088.86		4,919,088.86	4,919,088.86			4,919,088.86	2,967,668.31	2,288,932.31	1,951,420.55	678,736.00
PS												
MOOE		3,383,088.86		3,383,088.86	3,383,088.86			3,383,088.86	2,967,668.31	2,288,932.31	415,420.55	678,736.00
FinEX												
CO		1,536,000.00		1,536,000.00	1,536,000.00			1,536,000.00			1,536,000.00	

Prepared by:

  
AILEEN L. VENTURA

Administrative Officer V, and  
OIC - Budget Section

Date:

Approved By:

  
DR. ENRICO C. FARINGIT

Executive Director

Date:



STATEMENT OF APPROPRIATIONS, ALLOTMENTS, OBLIGATIONS, DISBURSEMENTS AND BALANCES  
CURRENT APPROPRIATIONS  
June 30, 2023

Department: Department of Science and Technology (DOST)

Agency: PHILIPPINE COUNCIL FOR INDUSTRY, ENERGY, AND EMERGING TECHNOLOGY RESEARCH AND DEVELOPMENT

Particulars	UACS CODE	Appropriation			Allotments					Obligations	Disbursements	Balances		
		Authorized Appropriation	Adjustments (Transfer (To)/From, Realignment)	Adjusted Appropriations	Allotments Received	Adjustments (Withdrawal, Realignment)	Transfer To	Transfer From	Adjusted Total Allotments			Unreleased Appropriations	Unobligated Allotment	Unpaid Obligations
I. Agency Specific Budget														
Specific Budgets of National Government Agencies	1101101													
General Administration and Support		46,736,000.00		46,736,000.00	46,736,000.00				46,736,000.00	19,587,104.90	19,394,994.00		27,148,895.10	192,110.80
General Administration and Support		46,678,000.00		46,678,000.00	46,678,000.00				46,678,000.00	19,529,104.90	19,336,994.00		27,148,895.10	192,110.80
PS		31,312,000.00		31,312,000.00	31,312,000.00				31,312,000.00	13,161,073.81	13,161,073.81		18,150,926.19	
MOOE		15,366,000.00		15,366,000.00	15,366,000.00				15,366,000.00	6,368,031.09	6,175,920.19		8,997,968.91	192,110.80
CO														
Administration of Personnel Benefits (100000100002000)		58,000.00		58,000.00	58,000.00				58,000.00	58,000.00	58,000.00			
PS		58,000.00		58,000.00	58,000.00				58,000.00	58,000.00	58,000.00			
MOOE														
CO														
Operations		787,956,000.00		787,956,000.00	787,956,000.00				787,956,000.00	459,512,658.36	439,760,214.74		328,443,341.64	19,752,443.62
Development, integration, and coordination of the National Research System for Industry, Energy and Emerging Technology Sectors (310100100001000)														
PS		42,391,000.00		42,391,000.00	42,391,000.00				42,391,000.00	21,583,407.29	21,574,657.29		20,807,592.71	8,760.00
MOOE		745,565,000.00		745,565,000.00	745,565,000.00				745,565,000.00	437,929,251.07	418,185,557.45		307,635,748.93	19,743,693.62
CO														
II. Automatic Appropriations		5,108,000.00		5,108,000.00	5,108,000.00				5,108,000.00	2,545,764.47	2,545,764.47		2,562,235.53	
Retirement and Life Insurance Premiums	1104102	5,108,000.00		5,108,000.00	5,108,000.00				5,108,000.00	2,545,764.47	2,545,764.47		2,562,235.53	
General Administration and Support		1,146,000.00		1,146,000.00	1,146,000.00				1,146,000.00	513,770.63	513,770.63		632,229.37	
General Management and Supervision (100000100001000)		1,146,000.00		1,146,000.00	1,146,000.00				1,146,000.00	513,770.63	513,770.63		632,229.37	
PS		1,146,000.00		1,146,000.00	1,146,000.00				1,146,000.00	513,770.63	513,770.63		632,229.37	
Operations		3,962,000.00		3,962,000.00	3,962,000.00				3,962,000.00	2,031,993.84	2,031,993.84		1,930,006.16	
Development, integration, and coordination of the National Research System for Industry, Energy and Emerging Technology Sectors (310100100001000)		3,962,000.00		3,962,000.00	3,962,000.00				3,962,000.00	2,031,993.84	2,031,993.84		1,930,006.16	
PS		3,962,000.00		3,962,000.00	3,962,000.00				3,962,000.00	2,031,993.84	2,031,993.84		1,930,006.16	
GRAND TOTAL		5,108,000.00		5,108,000.00	5,108,000.00				5,108,000.00	2,545,764.47	2,545,764.47		2,562,235.53	
PS		78,869,000.00		78,869,000.00	78,869,000.00				78,869,000.00	37,348,245.57	37,339,495.57		41,520,754.43	
MOOE		760,931,000.00		760,931,000.00	760,931,000.00				760,931,000.00	444,297,282.16	424,361,477.54		316,633,717.84	
FinEX														
CO														

Prepared by:

MARISSA G. DALAY  
Accountant III,  
OIC-Budget Section  
Date: 07/05/23

Approved By:

DR. ENRICO C. PARINGIT  
Executive Director  
Date: 07/06/23



STATEMENT OF APPROPRIATIONS, ALLOTMENTS, OBLIGATIONS, DISBURSEMENTS AND BALANCES  
CONTINUING APPROPRIATIONS  
June 30, 2023

Department: Department of Science and Technology (DOST)

Agency: PHILIPPINE COUNCIL FOR INDUSTRY, ENERGY, AND EMERGING TECHNOLOGY RESEARCH AND DEVELOPMENT

Particulars	UACS CODE	Appropriation			Allotments				Obligations	Disbursements	Balances		
		Authorized Appropriation	Adjustments (Transfer (To)/From, Realignment)	Adjusted Appropriations	Allotments Received	Transfer To	Transfer From	Adjusted Total Allotments			Unreleased Appropriations	Unobligated Allotment	Unpaid Obligations
I. Agency Specific Budget		4,919,088.86		4,919,088.86	4,919,088.86			4,919,088.86	2,967,668.31	2,288,932.31		1,951,420.55	678,736.00
Specific Budgets of National Government Agencies	1101101	4,919,088.86		4,919,088.86	4,919,088.86			4,919,088.86	2,967,668.31	2,288,932.31		1,951,420.55	678,736.00
General Administration and Support		3,425,560.00		3,425,560.00	3,425,560.00			3,425,560.00	1,800,756.25	1,157,314.25		1,624,803.75	643,442.00
General Administration and Support		3,425,560.00		3,425,560.00	3,425,560.00			3,425,560.00	1,800,756.25	1,157,314.25		1,624,803.75	643,442.00
PS													
MOOE		1,889,560.00		1,889,560.00	1,889,560.00			1,889,560.00	1,800,756.25	1,157,314.25		88,803.75	643,442.00
CO		1,536,000.00		1,536,000.00	1,536,000.00			1,536,000.00				1,536,000.00	
Operations		1,493,528.86		1,493,528.86	1,493,528.86			1,493,528.86	1,166,912.06	1,131,618.06		326,616.80	35,294.00
Development, integration, and coordination of the National Research System for Industry, Energy and Emerging Technology Sectors (310100100001000)		1,493,528.86		1,493,528.86	1,493,528.86			1,493,528.86	1,166,912.06	1,131,618.06		326,616.80	35,294.00
PS													
MOOE		1,493,528.86		1,493,528.86	1,493,528.86			1,493,528.86	1,166,912.06	1,131,618.06		326,616.80	35,294.00
CO													
GRAND TOTAL		4,919,088.86		4,919,088.86	4,919,088.86			4,919,088.86	2,967,668.31	2,288,932.31		1,951,420.55	678,736.00
PS													
MOOE		3,383,088.86		3,383,088.86	3,383,088.86			3,383,088.86	2,967,668.31	2,288,932.31		415,420.55	678,736.00
FinEX													
CO		1,536,000.00		1,536,000.00	1,536,000.00			1,536,000.00				1,536,000.00	

Prepared by:

MARISSA G. DALAY

Accountant III,  
OIC-Budget Section

Date: 07/05/23

Approved By:

DR. ENRICO C. PARINGIT

Executive Director

Date: 07/05/23

STATEMENT OF APPROPRIATIONS, ALLOTMENTS, OBLIGATIONS, DISBURSEMENTS AND BALANCES  
CURRENT APPROPRIATIONS  
May 31, 2023

Department: Department of Science and Technology (DOST)

Agency: PHILIPPINE COUNCIL FOR INDUSTRY, ENERGY, AND EMERGING TECHNOLOGY RESEARCH AND DEVELOPMENT

Particulars	UACS CODE	Appropriation			Allotments					Obligations	Disbursements	Balances		
		Authorized Appropriation	Adjustments (Transfer To)/From, Realignment)	Adjusted Appropriations	Allotments Received	Adjustments (Withdrawal, Realignment)	Transfer To	Transfer From	Adjusted Total Allotments			Unreleased Appropriations	Unobligated Allotment	Unpaid Obligations
I. Agency Specific Budget														
Specific Budgets of National Government Agencies	1101101													
General Administration and Support		46,736,000.00		46,736,000.00	46,736,000.00				46,736,000.00	17,398,201.97	17,206,721.07		29,337,798.03	191,480.90
General Administration and Support		46,678,000.00		46,678,000.00	46,678,000.00				46,678,000.00	17,340,201.97	17,148,721.07		29,337,798.03	191,480.90
PS		31,312,000.00		31,312,000.00	31,312,000.00				31,312,000.00	11,432,248.11	11,432,248.11		19,879,751.89	
MOOE		15,366,000.00		15,366,000.00	15,366,000.00				15,366,000.00	5,907,953.86	5,716,472.96		9,458,046.14	191,480.90
CO														
Administration of Personnel Benefits (100000100002000)		58,000.00		58,000.00	58,000.00				58,000.00	58,000.00	58,000.00			
PS		58,000.00		58,000.00	58,000.00				58,000.00	58,000.00	58,000.00			
MOOE														
CO														
Operations		787,956,000.00		787,956,000.00	787,956,000.00				787,956,000.00	265,890,727.00	250,809,855.81		522,065,273.00	15,080,871.19
Development, integration, and coordination of the National Research System for Industry, Energy and Emerging Technology Sectors (310100100001000)														
PS		42,391,000.00		42,391,000.00	42,391,000.00				42,391,000.00	18,491,259.78	18,491,259.78		23,899,740.22	
MOOE		745,565,000.00		745,565,000.00	745,565,000.00				745,565,000.00	247,399,467.22	232,318,596.03		408,165,532.78	15,080,871.19
CO														
II. Automatic Appropriations		5,108,000.00		5,108,000.00	5,108,000.00				5,108,000.00	1,685,602.79	1,685,602.79		3,422,397.21	
Retirement and Life Insurance Premiums	1104102	5,108,000.00		5,108,000.00	5,108,000.00				5,108,000.00	1,685,602.79	1,685,602.79		3,422,397.21	
General Administration and Support		1,146,000.00		1,146,000.00	1,146,000.00				1,146,000.00	338,652.23	338,652.23		807,347.77	
General Management and Supervision (100000100001000)		1,146,000.00		1,146,000.00	1,146,000.00				1,146,000.00	338,652.23	338,652.23		807,347.77	
PS		1,146,000.00		1,146,000.00	1,146,000.00				1,146,000.00	338,652.23	338,652.23		807,347.77	
Operations		3,962,000.00		3,962,000.00	3,962,000.00				3,962,000.00	1,346,950.56	1,346,950.56		2,615,049.44	
Development, integration, and coordination of the National Research System for Industry, Energy and Emerging Technology Sectors (310100100001000)		3,962,000.00		3,962,000.00	3,962,000.00				3,962,000.00	1,346,950.56	1,346,950.56		2,615,049.44	
PS		3,962,000.00		3,962,000.00	3,962,000.00				3,962,000.00	1,346,950.56	1,346,950.56		2,615,049.44	
GRAND TOTAL		5,108,000.00		5,108,000.00	5,108,000.00				5,108,000.00	1,685,602.79	1,685,602.79		3,422,397.21	
PS		78,869,000.00		78,869,000.00	78,869,000.00				78,869,000.00	31,667,110.68	31,667,110.68		47,201,889.32	
MOOE		760,931,000.00		760,931,000.00	760,931,000.00				760,931,000.00	253,307,421.08	238,035,068.99		507,623,578.92	
FinEX														
CO														

Prepared by:

MAFSSA G. DALAY  
Accountant III,  
OIC-Budget Section  
Date:

Approved by:

DR. ENRILO C. DARINGIT  
Executive Director

Date:

**STATEMENT OF APPROPRIATIONS, ALLOTMENTS, OBLIGATIONS, DISBURSEMENTS AND BALANCES**  
**CONTINUING APPROPRIATIONS**  
**May 31, 2023**

Department: Department of Science and Technology (DOST)

Agency: PHILIPPINE COUNCIL FOR INDUSTRY, ENERGY, AND EMERGING TECHNOLOGY RESEARCH AND DEVELOPMENT

Particulars	UACS CODE	Appropriation			Allotments				Obligations	Disbursements	Balances		
		Authorized Appropriation	Adjustments (Transfer (To)/From, Realignment)	Adjusted Appropriations	Allotments Received	Transfer To	Transfer From	Adjusted Total Allotments			Unreleased Appropriations	Unobligated Allotment	Unpaid Obligations
I. Agency Specific Budget		4,919,088.86		4,919,088.86	4,919,088.86			4,919,088.86	2,324,226.31	845,854.03		2,594,862.55	1,478,372.28
Specific Budgets of National Government Agencies	1101101	4,919,088.86		4,919,088.86	4,919,088.86			4,919,088.86	2,324,226.31	845,854.03		2,594,862.55	1,478,372.28
General Administration and Support		3,425,560.00		3,425,560.00	3,425,560.00			3,425,560.00	1,157,314.25	649,364.97		2,268,245.75	507,949.28
General Administration and Support		3,425,560.00		3,425,560.00	3,425,560.00			3,425,560.00	1,157,314.25	649,364.97		2,268,245.75	507,949.28
PS													
MOOE		1,889,560.00		1,889,560.00	1,889,560.00			1,889,560.00	1,157,314.25	649,364.97		732,245.75	507,949.28
CO		1,536,000.00		1,536,000.00	1,536,000.00			1,536,000.00				1,536,000.00	
Operations		1,493,528.86		1,493,528.86	1,493,528.86			1,493,528.86	1,166,912.06	196,489.06		326,616.80	970,423.00
Development, integration, and coordination of the National Research System for Industry, Energy and Emerging Technology Sectors (310100100001000)		1,493,528.86		1,493,528.86	1,493,528.86			1,493,528.86	1,166,912.06	196,489.06		326,616.80	970,423.00
PS													
MOOE		1,493,528.86		1,493,528.86	1,493,528.86			1,493,528.86	1,166,912.06	196,489.06		326,616.80	970,423.00
CO													
GRAND TOTAL		4,919,088.86		4,919,088.86	4,919,088.86			4,919,088.86	2,324,226.31	845,854.03		2,594,862.55	1,478,372.28
PS													
MOOE		3,383,088.86		3,383,088.86	3,383,088.86			3,383,088.86	2,324,226.31	845,854.03		1,058,862.55	1,478,372.28
FinEX													
CO		1,536,000.00		1,536,000.00	1,536,000.00			1,536,000.00				1,536,000.00	

Prepared by:

MARISSA G. DALAY

Accountant III,  
OIC-Budget Section

Date:

Approved By:

DR. ENRICO C. PARANGIT

Executive Director

Date:

STATEMENT OF APPROPRIATIONS, ALLOTMENTS, OBLIGATIONS, DISBURSEMENTS AND BALANCES  
CURRENT APPROPRIATIONS  
April 30, 2023

Department: Department of Science and Technology (DOST)  
Agency: PHILIPPINE COUNCIL FOR INDUSTRY, ENERGY, AND EMERGING TECHNOLOGY RESEARCH AND DEVELOPMENT

Particulars	UACS CODE	Appropriation			Allotments					Obligations	Disbursements	Balances		
		Authorized Appropriation	Adjustments (Transfer (To)/From, Realignment)	Adjusted Appropriations	Allotments Received	Adjustments (Withdrawal, Realignment)	Transfer To	Transfer From	Adjusted Total Allotments			Unreleased Appropriations	Unobligated Allotment	Unpaid Obligations
I. Agency Specific Budget														
Specific Budgets of National Government Agencies	1101101													
General Administration and Support		46,736,000.00		46,736,000.00	46,736,000.00				46,736,000.00	14,786,154.64	11,697,019.09		31,949,845.36	3,089,135.55
General Administration and Support		46,678,000.00		46,678,000.00	46,678,000.00				46,678,000.00	14,728,154.64	11,639,019.09		31,949,845.36	3,089,135.55
PS		31,312,000.00		31,312,000.00	31,312,000.00				31,312,000.00	9,161,490.18	7,313,521.87		22,150,509.82	1,847,968.31
MOOE		15,366,000.00		15,366,000.00	15,366,000.00				15,366,000.00	5,566,664.46	4,325,497.22		9,799,335.54	1,241,167.24
CO														
Administration of Personnel Benefits (100000100002000)		58,000.00		58,000.00	58,000.00				58,000.00	58,000.00	58,000.00			
PS		58,000.00		58,000.00	58,000.00				58,000.00	58,000.00	58,000.00			
MOOE														
CO														
Operations		787,956,000.00		787,956,000.00	787,956,000.00				787,956,000.00	222,712,319.30	151,852,110.99		565,243,680.70	70,860,208.31
Development, integration, and coordination of the National Research System for Industry, Energy and Emerging Technology Sectors (310100100001000)														
PS		42,391,000.00		42,391,000.00	42,391,000.00				42,391,000.00	12,569,039.59	9,551,200.91		29,821,960.41	3,017,838.68
MOOE		745,565,000.00		745,565,000.00	745,565,000.00				745,565,000.00	210,143,279.71	142,300,910.08		535,421,720.29	67,842,369.83
CO														
II. Automatic Appropriations		5,108,000.00		5,108,000.00	5,108,000.00				5,108,000.00	1,685,602.79	1,685,602.79		3,422,397.21	
Retirement and Life Insurance Premiums	1104102	5,108,000.00		5,108,000.00	5,108,000.00				5,108,000.00	1,685,602.79	1,685,602.79		3,422,397.21	
General Administration and Support		1,146,000.00		1,146,000.00	1,146,000.00				1,146,000.00	338,652.23	338,652.23		807,347.77	
General Management and Supervision (100000100001000)		1,146,000.00		1,146,000.00	1,146,000.00				1,146,000.00	338,652.23	338,652.23		807,347.77	
PS		1,146,000.00		1,146,000.00	1,146,000.00				1,146,000.00	338,652.23	338,652.23		807,347.77	
Operations		3,962,000.00		3,962,000.00	3,962,000.00				3,962,000.00	1,346,950.56	1,346,950.56		2,615,049.44	
Development, integration, and coordination of the National Research System for Industry, Energy and Emerging Technology Sectors (310100100001000)		3,962,000.00		3,962,000.00	3,962,000.00				3,962,000.00	1,346,950.56	1,346,950.56		2,615,049.44	
PS		3,962,000.00		3,962,000.00	3,962,000.00				3,962,000.00	1,685,602.79	1,685,602.79		3,422,397.21	
GRAND TOTAL		5,108,000.00		5,108,000.00	5,108,000.00				5,108,000.00	1,685,602.79	1,685,602.79		3,422,397.21	
PS		78,869,000.00		78,869,000.00	78,869,000.00				78,869,000.00	23,474,132.56	18,608,325.57		55,394,867.44	
MOOE		760,931,000.00		760,931,000.00	760,931,000.00				760,931,000.00	215,709,944.17	146,626,407.30		545,221,055.83	
FinEX														
CO														

Prepared by:

MARISSA G. DALAY  
Accountant III,  
OIC-Budget Section  
Date:

Approved by:

DR. ENRICO C. BARINGIT  
Executive Director  
Date:

STATEMENT OF APPROPRIATIONS, ALLOTMENTS, OBLIGATIONS, DISBURSEMENTS AND BALANCES  
CONTINUING APPROPRIATIONS  
April 30, 2023

Department: Department of Science and Technology (DOST)

Agency: PHILIPPINE COUNCIL FOR INDUSTRY, ENERGY, AND EMERGING TECHNOLOGY RESEARCH AND DEVELOPMENT

Particulars	UACS CODE	Appropriation			Allotments				Obligations	Disbursements	Balances		
		Authorized Appropriation	Adjustments (Transfer (To)/From, Realignment)	Adjusted Appropriations	Allotments Received	Transfer To	Transfer From	Adjusted Total Allotments			Unreleased Appropriations	Unobligated Allotment	Unpaid Obligations
I. Agency Specific Budget		4,919,088.86		4,919,088.86	4,919,088.86			4,919,088.86	2,324,226.31	845,854.03		2,594,862.55	1,478,372.28
Specific Budgets of National Government Agencies	1101101	4,919,088.86		4,919,088.86	4,919,088.86			4,919,088.86	2,324,226.31	845,854.03		2,594,862.55	1,478,372.28
General Administration and Support		3,425,560.00		3,425,560.00	3,425,560.00			3,425,560.00	1,157,314.25	649,364.97		2,268,245.75	507,949.28
General Administration and Support		3,425,560.00		3,425,560.00	3,425,560.00			3,425,560.00	1,157,314.25	649,364.97		2,268,245.75	507,949.28
PS													
MOOE		1,889,560.00		1,889,560.00	1,889,560.00			1,889,560.00	1,157,314.25	649,364.97		732,245.75	507,949.28
CO		1,536,000.00		1,536,000.00	1,536,000.00			1,536,000.00				1,536,000.00	
Operations		1,493,528.86		1,493,528.86	1,493,528.86			1,493,528.86	1,166,912.06	196,489.06		326,616.80	970,423.00
Development, integration, and coordination of the National Research System for Industry, Energy and Emerging Technology Sectors (310100100001000)		1,493,528.86		1,493,528.86	1,493,528.86			1,493,528.86	1,166,912.06	196,489.06		326,616.80	970,423.00
PS													
MOOE		1,493,528.86		1,493,528.86	1,493,528.86			1,493,528.86	1,166,912.06	196,489.06		326,616.80	970,423.00
CO													
GRAND TOTAL		4,919,088.86		4,919,088.86	4,919,088.86			4,919,088.86	2,324,226.31	845,854.03		2,594,862.55	1,478,372.28
PS													
MOOE		3,383,088.86		3,383,088.86	3,383,088.86			3,383,088.86	2,324,226.31	845,854.03		1,058,862.55	1,478,372.28
FinEX													
CO		1,536,000.00		1,536,000.00	1,536,000.00			1,536,000.00				1,536,000.00	

Prepared by:

MARISSA G. DALAY

Accountant III,  
OIC-Budget Section

Date:

Approved By:

DR. ENRICO C. PARINGIT

Executive Director

Date:



STATEMENT OF APPROPRIATIONS, ALLOTMENTS, OBLIGATIONS, DISBURSEMENTS AND BALANCES  
CURRENT APPROPRIATIONS  
March 31, 2023

Department: Department of Science and Technology (DOST)

Agency: PHILIPPINE COUNCIL FOR INDUSTRY, ENERGY, AND EMERGING TECHNOLOGY RESEARCH AND DEVELOPMENT

Particulars	UACS CODE	Appropriation			Allotments					Obligations	Disbursements	Balances		
		Authorized Appropriation	Adjustments (Transfer (To)/From, Realignment)	Adjusted Appropriations	Allotments Received	Adjustments (Withdrawal, Realignment)	Transfer To	Transfer From	Adjusted Total Allotments			Unreleased Appropriations	Unobligated Allotment	Unpaid Obligations
I. Agency Specific Budget														
Specific Budgets of National Government Agencies	1101101													
General Administration and Support		46,736,000.00		46,736,000.00	46,736,000.00				46,736,000.00	12,380,309.62	11,697,019.09		34,355,690.38	683,290.53
General Administration and Support		46,678,000.00		46,678,000.00	46,678,000.00				46,678,000.00	12,322,309.62	11,639,019.09		34,355,690.38	683,290.53
PS		31,312,000.00		31,312,000.00	31,312,000.00				31,312,000.00	7,623,799.01	7,313,521.87		23,688,200.99	310,277.14
MOOE		15,366,000.00		15,366,000.00	15,366,000.00				15,366,000.00	4,698,510.61	4,325,497.22		10,667,489.39	373,013.39
CO														
Administration of Personnel Benefits (100000100002000)		58,000.00		58,000.00	58,000.00				58,000.00	58,000.00	58,000.00			
PS		58,000.00		58,000.00	58,000.00				58,000.00	58,000.00	58,000.00			
MOOE														
CO														
Operations		787,956,000.00		787,956,000.00	787,956,000.00				787,956,000.00	170,548,412.18	151,852,110.99		617,407,587.82	18,696,301.19
Development, integration, and coordination of the National Research System for Industry, Energy and Emerging Technology Sectors (310100100001000)														
PS		42,391,000.00		42,391,000.00	42,391,000.00				42,391,000.00	9,551,200.91	9,551,200.91		32,839,799.09	
MOOE		745,565,000.00		745,565,000.00	745,565,000.00				745,565,000.00	160,997,211.27	142,300,910.08		584,567,788.73	18,696,301.19
CO														
II. Automatic Appropriations		5,108,000.00		5,108,000.00	5,108,000.00				5,108,000.00	1,254,930.00	1,254,930.00		3,853,070.00	
Retirement and Life Insurance Premiums	1104102	5,108,000.00		5,108,000.00	5,108,000.00				5,108,000.00	1,254,930.00	1,254,930.00		3,853,070.00	
General Administration and Support		1,146,000.00		1,146,000.00	1,146,000.00				1,146,000.00	250,501.08	250,501.08		895,498.92	
General Management and Supervision (100000100001000)		1,146,000.00		1,146,000.00	1,146,000.00				1,146,000.00	250,501.08	250,501.08		895,498.92	
PS		1,146,000.00		1,146,000.00	1,146,000.00				1,146,000.00	250,501.08	250,501.08		895,498.92	
Operations		3,962,000.00		3,962,000.00	3,962,000.00				3,962,000.00	1,004,428.92	1,004,428.92		2,957,571.08	
Development, integration, and coordination of the National Research System for Industry, Energy and Emerging Technology Sectors (310100100001000)		3,962,000.00		3,962,000.00	3,962,000.00				3,962,000.00	1,004,428.92	1,004,428.92		2,957,571.08	
PS		3,962,000.00		3,962,000.00	3,962,000.00				3,962,000.00	1,004,428.92	1,004,428.92		2,957,571.08	
GRAND TOTAL		5,108,000.00		5,108,000.00	5,108,000.00				5,108,000.00	1,254,930.00	1,254,930.00		3,853,070.00	
PS		78,869,000.00		78,869,000.00	78,869,000.00				78,869,000.00	18,487,929.92	18,177,652.78		60,381,070.08	
MOOE		760,931,000.00		760,931,000.00	760,931,000.00				760,931,000.00	165,695,721.88	146,626,407.30		595,235,278.12	
FinEX														
CO														

Prepared by:

MARISSA G. DALAY  
Accountant III,  
OIC-Budget Section  
Date:

In Coordination with

MARISSA G. DALAY  
Accountant III  
Date:

Approved By:

DR. ENRICO C. PARINGIT  
Executive Director  
Date:

STATEMENT OF APPROPRIATIONS, ALLOTMENTS, OBLIGATIONS, DISBURSEMENTS AND BALANCES  
CONTINUING APPROPRIATIONS  
March 31, 2023

Department: Department of Science and Technology (DOST)

Agency: PHILIPPINE COUNCIL FOR INDUSTRY, ENERGY, AND EMERGING TECHNOLOGY RESEARCH AND DEVELOPMENT

Particulars	UACS CODE	Appropriation			Allotments				Obligations	Disbursements	Balances		
		Authorized Appropriation	Adjustments (Transfer (To)/From, Realignment)	Adjusted Appropriations	Allotments Received	Transfer To	Transfer From	Adjusted Total Allotments			Unreleased Appropriations	Unobligated Allotment	Unpaid Obligations
I. Agency Specific Budget		4,919,088.86		4,919,088.86	4,919,088.86			4,919,088.86	1,632,167.97	824,966.97		3,286,920.89	807,201.00
Specific Budgets of National Government Agencies	1101101	4,919,088.86		4,919,088.86	4,919,088.86			4,919,088.86	1,632,167.97	824,966.97		3,286,920.89	807,201.00
General Administration and Support		2,289,560.00		2,289,560.00	2,289,560.00			2,289,560.00	846,436.97	649,364.97		1,443,123.03	197,072.00
General Administration and Support		2,289,560.00		2,289,560.00	2,289,560.00			2,289,560.00	846,436.97	649,364.97		1,443,123.03	197,072.00
PS													
MOOE		2,289,560.00		2,289,560.00	2,289,560.00			2,289,560.00	846,436.97	649,364.97		1,443,123.03	197,072.00
CO													
Operations		2,629,528.86		2,629,528.86	2,629,528.86			2,629,528.86	785,731.00	175,602.00		1,843,797.86	610,129.00
Development, integration, and coordination of the National Research System for Industry, Energy and Emerging Technology Sectors (310100100001000)		2,629,528.86		2,629,528.86	2,629,528.86			2,629,528.86	785,731.00	175,602.00		1,843,797.86	610,129.00
PS													
MOOE		1,093,528.86		1,093,528.86	1,093,528.86			1,093,528.86	785,731.00	175,602.00		307,797.86	610,129.00
CO		1,536,000.00		1,536,000.00	1,536,000.00			1,536,000.00				1,536,000.00	
GRAND TOTAL		4,919,088.86		4,919,088.86	4,919,088.86			4,919,088.86	1,632,167.97	824,966.97		3,286,920.89	807,201.00
PS													
MOOE		3,383,088.86		3,383,088.86	3,383,088.86			3,383,088.86	1,632,167.97	824,966.97		1,750,920.89	807,201.00
FinEX													
CO		1,536,000.00		1,536,000.00	1,536,000.00			1,536,000.00				1,536,000.00	

Prepared by:



MARISSA G. DALAY

Accountant III,  
OIC-Budget Section

Date:

In Coordination with



MARISSA G. DALAY

Accountant III

Date:

Approved By:



DR. EVARISTO C. PARINGIT

Executive Director

Date:

DEPARTMENT OF SCIENCE AND TECHNOLOGY  
PHILIPPINE COUNCIL FOR INDUSTRY, ENERGY & EMERGING TECHNOLOGY RESEARCH & DEVELOPMENT (PCIEERD)  
FINANCIAL PERFORMANCE REPORT  
AS OF FEBRUARY 2023  
**ALL FUNDS**  
(in thousand pesos)

I. EXPENDITURES														
FUND SOURCES	FY 2023 APPROPRIATIONS (Full Year)	ALLOTMENT RECEIVED				OBLIGATIONS INCURRED				UTILIZATION RATE (%)	REMARKS			
		PS	MOOE	CO	TOTAL	PS	MOOE	CO	TOTAL					
Current Year Budget	839,800.00	78,869.00	760,931.00	0.00	839,800.00	10,649	128,784	0	139,433	16.60%				
Agency/Special Budget	834,692.00	73,761.00	760,931.00	0.00	834,692.00	9,826	128,784		138,610	16.61%				
Special Purpose Fund														
Automatic Appropriations	5,108.00	5,108.00			5,108.00	823			823	16.11%				
Continuing Appropriations	4,919.00		689.00	863.00	1,552.00		974.00		974.00	62.76%				
TOTAL	844,719.00	78,869.00	761,620.00	863.00	841,352.00	10,649.00	129,758.00	0.00	140,407.00	16.69%				
OF WHICH:	745,565.00	-	772,480.00	-	772,480.00					0.00%				
Key Programs/Projects														
National Industry, Energy and Emerging Technology Sectors R&D Program	745,565.00		745,565.00		745,565.00		124,813		124,813	16.74%				
Outcome Indicator														
1. Percentage of priorities in the Harmonized National R&D Agenda addressed	100%								100%	100%				
2. Number of partnerships with public and private stakeholders and international organizations	108								142	131%				
Output Indicator														
1. Number of projects funded	184								34	18%				
2. Number of projects monitored	355								53	15%				
3. Percentage of projects completed which are published in peer-reviewed journals, presented in national and/or international conferences, or with IP filed or approved.	75%									0%	To be reported by the last month of the 1st Quarter of 2023			
II. DISBURSEMENTS														
DISBURSEMENT AUTHORITY	FY 2023 CASH PROGRAM		Disbursement Authorities	ACTUAL DISBURSEMENTS				Disbursement Rate	REMARKS					
	FULL-YEAR	AS OF FEBRUARY		PS	MOOE	CO	TOTAL							
			Received/ Issuances					as of FEBRUARY 2023						
Notice of Cash Allocation (NCA)	878,571.00	181,388.00	181,388.00	10,309.00	131,791.00	0.00	142,100.00	78.34%						
Current Year				9,368.00	96,429.00		105,797.00							
Prior Year's AP				941	35,362.00		36,303.00							
Notice of Transfer of Allocation (NTA)														
Non-Cash Availment Authority														
Cash Disbursement Ceiling														
Tax Remittance Advice	12,998.00	3250	2,130.00	1194	936		2,130.00	100.00%						
TOTAL	891,569.00	184,638.00	183,518.00	11,503.00	132,727.00	0.00	144,230.00	78.59%						
Note: NCA, net of Trust Liabilities														

Noted By:

GRACE R. ESTILLORE  
Chief, SRS, PCMD

Certified Correct:

SONIA P. CABANGON  
Chief Administrative Officer, FAD

Approved By:

DR. ENRICO C. PARINGIT  
Executive Director

**APPROPRIATIONS, OBLIGATIONS AND DISBURSEMENTS**

As of February 2023

(in thousand pesos)

**Department of Science and Technology**
**Philippine Council for Industry, Energy and Emerging Technology Research and Development**

Particulars	Available Appropriations	Allotment Releases		Obligations		Disbursements		
	Amount	Amount	% to Available Appropriations	Amount	% to Available Appropriations	Amount	% to Available Appropriations	% to Obligations
<b>PCIEERD</b>	<b>844,719</b>	<b>844,719</b>	<b>100%</b>	<b>140,407</b>	<b>17%</b>	<b>144,230</b>	<b>17%</b>	<b>103%</b>
<b>Current Year</b>	<b>839,800</b>	<b>839,800</b>	<b>100%</b>	<b>139,433</b>	<b>17%</b>	<b>106,867</b>	<b>13%</b>	<b>77%</b>
PS	78,869	78,869	100%	10,649	14%	10,188	13%	96%
MOOE	760,931	760,931	100%	128,784	17%	96,679	13%	75%
FinEx								
CO	-	-	100%		0%	0	0%	0%
<b>Continuing Appropriations</b>	<b>4,919</b>	<b>4,919</b>	<b>100%</b>	<b>974</b>	<b>29%</b>	<b>0</b>	<b>0%</b>	<b>0%</b>
PS						-		
MOOE	3,383	3,383	100%	974	29%		0%	0%
FinEx								
CO	1,536	1,536	100%		0%	-		
<b>Accounts Payable</b>						<b>37,363</b>		
PS						1,315		
MOOE						36,048		
CO	-	-		-				

Prepared by:

**Marissa G. Dalay**

 Accountant III,  
OIC, Budget Section

Noted by:

**Marissa G. Dalay**

Accountant III

**Sonia P. Cabangon**

Chief Administrative Officer, FAD

Certified Correct:

**Dr. Enrico C. Paringit**

Executive Director

DEPARTMENT OF SCIENCE AND TECHNOLOGY  
 PHILIPPINE COUNCIL FOR INDUSTRY, ENERGY AND EMERGING TECHNOLOGY RESEARCH AND DEVELOPMENT (PCIEERD-DOST)  
 REASONS FOR UNDER-SPENDING  
 AS OF FEBRUARY 2023  
 (In Thousand Pesos)

Program/Activity/Project (1)	Levels					Balance			Reasons/Issues Affecting Low Utilization of Funds (10)	Catch-up Plan
	Appropriations (2)	Allotment (3)	Obligations (4)	MDP (5)	Disbursements ** (6)	Allotment vs. Obligations (7)=(3-4)	Obligations vs. Disbursements (8)=(6-4)	MDP vs. Disbursements (9)=(6-5)		
TOTAL, Department or Agency	839,800	839,800	139,432	-	109,424	700,368	(30,008)	109,424		
I. General Management and Supervision	47,882	47,882	7,588	-	5,903	40,294	(1,685)	5,903		
General Administration and Support	47,882	47,882	7,588	-	5,903	40,294	(1,685)	5,903		
PS	32,516	32,516	3,611	-	3,200	28,905	(411)	3,200		
MOOE	15,366	15,366	3,977	-	2,703	11,389	(1,274)	2,703		
CO	-	-	-	-	-	-	-	-		
II. Operations	791,918	791,918	131,844	-	103,521	660,074	(28,323)	103,521		
National Industry, Energy and Emerging Technology Sectors R&D Program										
Development, integration and coordination of the National Research System for Industry, Energy and Emerging Technology Sectors	791,918	791,918	131,844	-	103,521	660,074	(28,323)	103,521		
PS	46,353	46,353	7,037	-	7,037	39,316	-	7,037		
MOOE	745,565	745,565	124,807	-	96,484	620,758	(28,323)	96,484		
CO	-	-	-	-	-	-	-	-		
Locally-Funded Projects										
Development and Enhancement of PCIEERD's Internal and Strategic Information Systems	-	-	-	-	-	-	-	-		
PS	-	-	-	-	-	-	-	-		
MOOE										
CO										

Prepared by:

  
**MARISSA G. DALAY**  
 Accountant III,  
 OIC, Budget Section

Noted by:

  
**MARISSA G. DALAY**  
 Accountant III

Noted by:

  
**SONIA P. CABANGON**  
 Chief Administrative Officer, FAD

Certified by:

  
**ENGR. NIÑALIZA H. ESCORIAL**  
 Deputy Executive Director



DEPARTMENT OF SCIENCE AND TECHNOLOGY  
PHILIPPINE COUNCIL FOR INDUSTRY, ENERGY & EMERGING TECHNOLOGY RESEARCH & DEVELOPMENT (PCIEERD)  
FINANCIAL PERFORMANCE REPORT  
AS OF 31 JANUARY, 2023  
**ALL FUNDS**  
(in thousand pesos)

I. EXPENDITURES											
FUND SOURCES	FY 2023 APPROPRIATIONS (Full Year)	ALLOTMENT RECEIVED				OBLIGATIONS INCURRED				UTILIZATION RATE (%)	REMARKS
		PS	MOOE	CO	TOTAL	PS	MOOE	CO	TOTAL		
Current Year Budget	839,800.00	78,869.00	760,931.00	0.00	839,800.00	4,823	89,543	0	94,366	11.24%	
Agency/Special Budget	834,692.00	73,761.00	760,931.00	0.00	834,692.00	4,418	89,543		93,961	11.26%	
Special Purpose Fund											
Automatic Appropriations	5,108.00	5,108.00			5,108.00	405			405	7.93%	
Continuing Appropriations	4,919.00		689.00	863.00	1,552.00		369.00		369.00	23.78%	
TOTAL	844,719.00	78,869.00	761,620.00	863.00	841,352.00	4,823.00	89,912.00	0.00	94,735.00	11.26%	
OF WHICH:	745,565.00	-	772,480.00	-	772,480.00					0.00%	
Key Programs/Projects											
National Industry, Energy and Emerging Technology Sectors R&D Program	745,565.00		745,565.00		745,565.00		89,543		89,543	12.01%	
Outcome Indicator											
1. Percentage of priorities in the Harmonized National R&D Agenda addressed	100%								100%	100%	
2. Number of partnerships with public and private stakeholders and international organizations	108								10	9%	
Output Indicator											
1. Number of projects funded	184								10	5%	
2. Number of projects monitored	355								18	5%	
3. Percentage of projects completed which are published in peer-reviewed journals, presented in national and/or international conferences, or with IP filed or approved.	75%									0%	To be reported by the last month of the 1st Quarter of 2023
II. DISBURSEMENTS											
DISBURSEMENT AUTHORITY	FY 2023 CASH PROGRAM		Disbursement Authorities	ACTUAL DISBURSEMENTS				Disbursement Rate	REMARKS		
	FULL-YEAR	AS OF JANUARY		PS	MOOE	CO	TOTAL				
			Received/ Issuances					as of JANUARY 2023			
Notice of Cash Allocation (NCA)	878,571.00	63,484.00	63,489.00	5,076.00	58,413.00	0.00	63,489.00	100.00%			
Current Year				4,135.00	28,506.00		32,641.00				
Prior Year's AP				941	29,907.00		30,848.00				
Notice of Transfer of Allocation (NTA)											
Non-Cash Availment Authority											
Cash Disbursement Ceiling											
Tax Remittance Advice	12,998.00	70	1,492.00	788	704		1,492.00	100.00%			
TOTAL	891,569.00	63,554.00	64,981.00	5,864.00	59,117.00	0.00	64,981.00	100.00%			
Note: NCA, net of Trust Liabilities											

Noted By:

Certified Correct:

Approved By:

**GRACE F. ESTILLORE**  
Chief SRS, PCMD

**SONIA P. CABANGON**  
Chief Administrative Officer, FAD

**DR. ENRICO C. PARINGIT**  
Executive Director

APPROPRIATIONS, OBLIGATIONS AND DISBURSEMENTS

As of 31 January, 2023  
(in thousand pesos)

Department of Science and Technology  
Philippine Council for Industry, Energy and Emerging Technology Research and Development

Particulars	Available Appropriations	Allotment Releases		Obligations		Disbursements		
	Amount	Amount	% to Available Appropriations	Amount	% to Available Appropriations	Amount	% to Available Appropriations	% to Obligations
PCIEERD	844,719	844,719	100%	94,735	11%	65,350	8%	69%
Current Year	839,800	839,800	100%	94,366	11%	33,210	4%	35%
PS	78,869	78,869	100%	4,823	6%	4,549	6%	94%
MOOE	760,931	760,931	100%	89,543	12%	28,661	4%	32%
FinEx								
CO	-	-	100%		0%	0	0%	0%
Continuing Appropriations	4,919	4,919	100%	369	11%	369	11%	100%
PS						-		
MOOE	3,383	3,383	100%	369	11%	369	11%	100%
FinEx								
CO	1,536	1,536	100%		0%	-		
Accounts Payable						31,771		
PS						1,315		
MOOE						30,456		
CO	-	-		-				

Prepared by:				Noted by:		Certified Correct:		
<u>Marissa G. Dalay</u> Accountant III, OIC, Budget Section				<u>Marissa G. Dalay</u> Accountant III		<u>Sonia P. Cabangon</u> Chief Administrative Officer, FAD		
						<u>Dr. Enrico C. Paringit</u> Executive Director		

**DEPARTMENT OF SCIENCE AND TECHNOLOGY**  
**PHILIPPINE COUNCIL FOR INDUSTRY, ENERGY AND EMERGING TECHNOLOGY RESEARCH AND DEVELOPMENT (PCIEERD-DOST)**  
**REASONS FOR UNDER-SPENDING**  
**AS OF 31 JANUARY, 2023**  
(In Thousand Pesos)

Program/Activity/Project (1)	Levels					Balance			Reasons/Issues Affecting Low Utilization of Funds (10)	Catch-up Plan
	Appropriations (2)	Allotment (3)	Obligations (4)	MDP (5)	Disbursements ** (6)	Allotment vs. Obligations (7)=(3-4)	Obligations vs. Disbursements (8)=(6-4)	MDP vs. Disbursements (9)=(6-5)		
TOTAL, Department or Agency	839,800	839,800	94,366	-	39,137	745,434	(55,229)	39,137		
I. General Management and Supervision	47,882	47,882	3,774	-	2,714	44,108	(1,060)	2,714		
General Administration and Support	47,882	47,882	3,774	-	2,714	44,108	(1,060)	2,714		
PS	32,516	32,516	1,525	-	1,442	30,991	(83)	1,442		
MOOE	15,366	15,366	2,249	-	1,272	13,117	(977)	1,272		
CO	-	-	-							
II. Operations	791,918	791,918	90,592	-	36,423	701,326	(54,169)	36,423		
National Industry, Energy and Emerging Technology Sectors R&D Program										
Development, integration and coordination of the National Research System for Industry, Energy and Emerging Technology Sectors	791,918	791,918	90,592	-	36,423	701,326	(54,169)	36,423		
PS	46,353	46,353	3,298	-	3,298	43,055	-	3,298		
MOOE	745,565	745,565	87,294	-	33,125	658,271	(54,169)	33,125		
CO	-	-	-			-	-	-		
Locally-Funded Projects										
Development and Enhancement of PCIEERD's Internal and Strategic Information Systems	-	-	-	-	-	-	-	-		
PS	-	-	-	-	-	-	-	-		
MOOE				-		-	-	-		
CO										

Prepared by:

Noted by:

Noted by:

Certified by:

**MARISSA G. DALAY**  
Accountant III,  
OIC, Budget Section

**MARISSA G. DALAY**  
Accountant III

**SONIA P. CABANGON**  
Chief Administrative Officer, FAD

**ENGR. NIÑALIZA H. ESCORIAL**  
Deputy Executive Director